



# THE ITALIAN TOUCH. THE PERFECT COMPLEMENT TO AN INDIAN KITCHEN.



## HOODS

- > HI-LIFE 02 - 03
- > I-SMART 04 - 05
- > EDS 06
- > VERTICAL 06
- > BLDC, AUTO CLEAN  
FILTERLESS 07-08
- > ETB/BAFFLE FILTERS 09

## HOBBS

- > DFS SERIES 10 - 12
- > PRO SERIES 13 - 15
- > CLASSIC SERIES 15 - 17
- > DT SERIES 18
- > SQUARE GRID SERIES 19 - 20
- > INOX SERIES 21

## BUILT-IN APPLIANCES

- > BUILT-IN OVENS 22 - 23
- > BUILT-IN  
MICROWAVE OVENS 23 - 24
- > BUILT-IN  
COMBINATION OVENS 24
- > WARMER DRAWER 25
- > BARBEQUE/FRYER 25
- > BUILT-IN INDUCTIONS 25
- > COOKING RANGES 26
- > DISHWASHERS 26

## COOKTOPS

- > TOP KNOB CROWN 27
- > SLIMLINE SPF 27
- > PATIO SPF 28
- > DT 28
- > VETRO 29
- > INOX/SS 29

# HI-LIFE KITCHENHOODS



## HI-LIFE (DOWN DRAFT)

### NIKOLATESLA



Size: 83 x 51 x 21 cm  
 Max airflow: 625 m<sup>3</sup>/h  
 Filter: Grease  
 Controls: 9s + 8 Touch  
 Finish: Black Glass

Functions: 9 Power Level,  
 Safety Shut Down,  
 Child Lock, Timer,  
 Power Booster,  
 Residual Heat Indicator

### DRAFT 90 SS



Size: 90 cm  
 Max airflow: 1100 m<sup>3</sup>/h  
 Filter: 1 Aluminium Filter  
 Controls: Touch  
 Finish: Stainless Steel + Glass  
 Lighting: LED 2 x 1 W


## HI-LIFE (WALL MOUNTED)

### FEEL




Size: 80 cm  
 Max airflow: 801 m<sup>3</sup>/h  
 Filter: Grease  
 Controls: E-motion  
 Finish: Glass Colours  
 Lighting: Strip LED 7W 4000k

### SWEET



Size: 85 cm  
 Filter: Grease  
 Max airflow: 800 m<sup>3</sup>/h  
 Controls: 3s + 8 Touch  
 Finish: Copper, Peltrox, Cast Iron  
 Lighting: Strip LED 7W 4000K

### SPACE



Size: Ø 78 cm  
 Max Air Flow: 750 m<sup>3</sup>/h  
 Filter: Grease EDS3  
 Controls: 3s + Digital  
 Finish: Black/White Glass  
 Lighting: Halo 2x20 W

## HI-LIFE (CEILING MOUNTING)

### EMPTY SKY



Size: 120 x 70 cm  
 Max airflow: 559-823 m<sup>3</sup>/h  
 Filter: Grease  
 Controls: 3s + B remote  
 Finish: White Cristalplant  
 Lighting: Strip LED

### GLACIER 110 WH



Size: 110 cm  
 Max airflow: 1100 m<sup>3</sup>/h  
 Filter: Cassette  
 Controls: Electronic (Remote)  
 Finish: SS + White/Black Glass  
 Lighting: LED 2W x 4 =8

## HI-LIFE (HANGING)

### INTERESTELLAR



Size: Ø 65 cm  
 Max airflow: 400 m<sup>3</sup>/h  
 Filter: Grease  
 Controls: 3s + B remote  
 Finish: Glass  
 Lighting:  
 Strip LED 9W + LED 2x20W 3500k

### SHINING



Size: Ø 50 cm  
 Max airflow: 400 m<sup>3</sup>/h  
 Filter: Grease  
 Controls: 3s + B remote  
 Finish: Peltrox, Metal, Rust, Copper, Cast Iron  
 Lighting: LED 9W 3500K

## HI-LIFE (ISLAND)

### CIRCLE ISLAND 350 NERO



Size: Ø 35 cm  
 Max airflow: 1000 m<sup>3</sup>/h  
 Filter: Cassette  
 Controls: Soft Touch Electronic  
 Finish: Black  
 Lighting: LED 2 x 1 W  
 Also available in Stainless Steel Finish  
 Also available in Wall Mounted variant in Black Finish

## HI-LIFE (UNDER CABINET)

### METEORITE UC35 EDS PLUS



Size: 60/90 cm  
 Max Air Flow: T-1220 m<sup>3</sup>/h  
 Filter: 3D Filter, Controls: Touch  
 Finish: Black+ Black with Gray  
 Lighting: LED Strip  
 Technology : EDS

### HOOD-UC 75 WH



Size: 75 cm  
 Max airflow: 1100 m<sup>3</sup>/h  
 Filter: Cassette  
 Controls: Touch Control with LED Display  
 Finish: White  
 Lighting: LED Panel 22 W  
 Also available in Black Finish

# i-S.M.A.R.T. ... INVERTER ... KITCHEN HOODS

WITH BRUSHLESS DC MOTOR



Introducing Future Ready Chimneys  
- The Elica **i-SMART** Range  
with Inverter + Silent Motor Auto RPM Technology  
which delivers **5 Star Performance**  
for everything you need today and tomorrow.

**POWER SAVINGS**

UPTO 60%



**POWERFUL SUCTION**

EVEN WITH 30FT DUCTING



**INTELLI SPEED**

AUTO ADJUSTS UPTO 2500 R.P.M. FOR CONSISTENT SUCTION



**SUPER QUIET**

DEEP SILENCE 2.0 TECHNOLOGY



**FLEXI VOLTAGE OPERATION**

40V TO 280V INCLUDING HOME INVERTER



MOTION SENSOR



WITH RPM DISPLAY



LIFETIME WARRANTY



MADE IN INDIA

## i-SMART SUPER QUIET DEEP SILENCE 2.0

### I SMART SPOT H6 EDS LTW NERO



Size: 60/90 cm  
Filter: 3D Filter  
Controls: Capacitive Touch Control with Motion Sensor  
Speed : 24 with RPM Display  
Motor RPM (Max) : 2500

Input Power : 10 w  
Finish: Black  
Lighting: LED Lamps  
Technology : Inverter with Deep Silence 2.0  
Warranty : Lifetime

### I SMART GALAXY EDS LTW NERO



Size: 60/90 cm  
Filter: 3D Filter  
Controls: Capacitive Touch Control with Motion Sensor  
Speed : 25 with RPM Display  
Motor RPM (Max) : 2500

Input Power : 10 w  
Finish: Black  
Lighting: LED Lamps  
Technology : Inverter with Deep Silence 2.0  
Warranty : Lifetime

### I SMART GLACE EDS LTW NERO



Size: 60/75/90 cm  
Filter: 3D Filter  
Controls: Capacitive Touch Control with Motion Sensor  
Speed : 24 with RPM Display  
Motor RPM (Max) : 2500

Input Power : 10 w  
Finish: Black  
Lighting: LED Lamps  
Technology : Inverter with Deep Silence 2.0  
Warranty : Lifetime

### I SMART SPOT H4 EDS LTW NERO



Size: 60/90 cm  
Filter: 3D Filter  
Controls: Capacitive Touch Control with Motion Sensor  
Speed : 25 with RPM Display  
Motor RPM (Max) : 2500

Input Power : 10 w  
Finish: Black  
Lighting: LED Lamps  
Technology : Inverter with Deep Silence 2.0  
Warranty : Lifetime

## i-SMART BAFFLE FILTER

### I SMART SPOT H6 BF LTW NERO



Size: 60/90 cm  
Filter: Baffle Filter  
Controls: Capacitive Touch Control with Motion Sensor  
Speed : 24 with RPM Display  
Motor RPM (Max) : 2500

Input Power : 10 w  
Finish: Black  
Lighting: LED Lamps  
Technology : Inverter  
Warranty : Lifetime



## i-SMART BAFFLE & CASSETTE FILTER

### I SMART KITTY LTW 60/75 NERO



Size: 60/75 cm  
Filter: Baffle & Cassette Filter  
Controls: Capacitive Touch Control with Motion Sensor  
Speed : 24 with RPM Display  
Motor RPM (Max) : 2500

Input Power : 10 w  
Finish: Black  
Lighting: LED Lamps  
Technology : Inverter  
Warranty : Lifetime

### I SMART GALAXY BF LTW NERO



Size: 60/90 cm  
Filter: Baffle Filter  
Controls: Capacitive Touch Control with Motion Sensor  
Speed : 25 with RPM Display  
Motor RPM (Max) : 2500

Input Power : 10 w  
Finish: Black  
Lighting: LED Lamps  
Technology : Inverter  
Warranty : Lifetime



## i-SMART BAFFLE FILTER WITH HEAT AUTO CLEAN

### I SMART GLACE HAC BF LTW NERO



Size: 60/75/90cm  
Filter: 3D Filter  
Controls: Capacitive Touch Control with Motion Sensor  
Speed : 24 with RPM Display  
Motor RPM (Max) : 2500

Input Power : 10 w  
Finish: Black  
Lighting: LED Lamps  
Technology : Inverter with Heat Auto Clean  
Warranty : Lifetime  
Easy to Clean

### I SMART GLACE TRIM BF 60 LTW NERO



Size: 60 cm  
Filter: Baffle Filter  
Controls: Capacitive Touch Control with Motion Sensor  
Speed : 25 with RPM Display  
Motor RPM (Max) : 2500

Input Power : 10 w  
Finish: Black  
Lighting: LED Lamps  
Technology : Inverter  
Warranty : Lifetime  
**Also available Island in 90cm**



## i-SMART FILTERLESS WITH HEAT AUTO CLEAN

### I SMART EFL HAC 90 LTW



Size: 90cm  
Filter: 3D Filter  
Controls: Capacitive Touch Control with Motion Sensor  
Speed : 24 with RPM Display  
Motor RPM (Max) : 2000

Input Power : 100 w  
Finish: Black  
Lighting: LED Lamps  
Technology : Inverter with Heat Auto Clean  
Warranty : Lifetime  
Easy to Clean  
**Also available in 60/75 cm**

### I SMART GLACE TRIM BF 903 LTW NERO



Size: 90 cm  
Filter: 3 Baffle Filter  
Controls: Capacitive Touch Control with Motion Sensor  
Speed : 25 with RPM Display  
Motor RPM (Max) : 2500

Input Power : 10 w  
Finish: Black  
Lighting: LED Lamps  
Technology : Inverter  
Warranty : Lifetime



# EDS DEEP SILENCE KITCHENHOODS



**KITTY SLIM EDS HE LTW T4V LED**



Size: 60 / 90 cm  
Filter: 3D Filter  
Max Air Flow: T-1010 m<sup>3</sup>/h  
Warranty : Lifetime

Controls: Touch T4V  
Finish: Black Glass  
Lighting: LED 2 X 2W

**METEORITE EDS PLUS HE LTW 120 TOUCH LED S**



Size: 120 cm  
Filter: 3D Filter  
Max Air Flow: T-1220 m<sup>3</sup>/h  
Warranty : Lifetime

Controls: Touch 4 Speed  
Finish: Black  
Lighting: LED Strip

**METEORITE EDS HE LTW T4V LED**



Size: 60/90 cm  
Filter: 3D Filter  
Max Air Flow: T-1010 m<sup>3</sup>/h  
Warranty : Lifetime

Controls: Touch T4V  
Finish: SS + Black  
Lighting: LED Lamp

**GALAXY EDS HE LTW T4V LED**



Size: 60/90 cm  
Filter: 3D Filter  
Max Air Flow: T-1010 m<sup>3</sup>/h  
Warranty : Lifetime

Controls: Touch T4V  
Finish: SS + Black Glass  
Lighting: LED

**SPOT H4 EDS HE LTW NERO T4V LED**



Size: 60 / 90 cm  
Filter: 3D Filter  
Max Air Flow: T-1010 m<sup>3</sup>/h  
Warranty : Lifetime

Controls: Touch T4V  
Finish : Black  
Lighting: LED 2 X 2W

**SPOT H4 TRIM EDS HE LTW NERO T4V LED**



Size: 60 / 90 cm  
Filter: 3D Filter  
Max Air Flow: T-1010 m<sup>3</sup>/h  
Warranty : Lifetime

Controls: Touch T4V  
Finish: Black  
Lighting : LED 2 X 2W

**GLACE EDS HE LTW BK NERO T4V LED**



Size: 60 / 75 / 90 cm  
Finish: Black  
Lighting: 60 cm & 75cm-  
LED Lamp, 90cm - LED Strip

Filter: 3D Filter  
Max Air Flow: T-1010 m<sup>3</sup>/h  
Controls: Touch T4V  
Warranty : Lifetime

Select models available in EDS PLUS with 1220 m<sup>3</sup>/h Max Air Flow, Select models also available in Stainless Steel Finish

## VERTICAL HOODS

**GRACEFUL PLUS ETB**



Size: 60 / 90 cm  
Max airflow: 1220 m<sup>3</sup>/h  
Filter: 1 Cassette, 1 Baffle  
Warranty : Lifetime

Controls: Touch T4V  
Finish: Black Glass  
Lighting: LED 2 x 1.5W

**KITTY ETB**



Size: 60 / 80 cm  
Max airflow: 1220 m<sup>3</sup>/h  
Filter: 1 Cassette, 1 Baffle  
Warranty : Lifetime

Controls: Touch T4V  
Finish: Black Glass  
Lighting: LED 2 x 1.5W

**SLIM BLDC 60 NERO**



Size : 60 cm  
Max Air Flow: 1150 m<sup>3</sup>/h  
Filter : 3 nos. Al Cassette  
Control: 9 Speed Touch with BLDC Motor

Finish: Black  
Lighting: LED 2 x 2 W  
Easy to Clean

ALSO AVAILABLE IN ISLAND



# BLDC, HEAT AUTO CLEAN & FILTERLESS KITCHENHOODS

## BRUSH-LESS DC MOTOR + HEAT AUTO CLEAN + FILTERLESS KITCHENHOODS

EFL-S 611 BLDC HAC LTW VMS



Size : 60 cm  
Max Air Flow: 1400 m<sup>3</sup>/h  
Control: 9 Speed Motion with RPM Display  
Heat Auto Clean Technology  
Warranty : Lifetime on Motor & 2 Years Comprehensive  
Also available in 75/90 cm

Finish: Black  
Lighting: LED 2 x 1.5 W  
**BLDC Motor**  
Oil Collector  
Easy to Clean

EFL-S 607 BLDC HAC LTW VMS



Size : 60 cm  
Max Air Flow: 1400 m<sup>3</sup>/h  
Control: 9 Speed Motion with RPM Display  
Heat Auto Clean Technology  
Warranty : Lifetime on Motor & 2 Years Comprehensive  
Also available in 90 cm

Finish: Black  
Lighting: LED 2 x 1.5 W  
**BLDC Motor**  
Oil Collector  
Easy to Clean

BLDC FLCG 600 HAC LTW MS NERO



Size : 60 cm  
Max Air Flow: 1425 m<sup>3</sup>/h  
Control: 9 Speed Motion with RPM Display  
Heat Auto Clean Technology  
Warranty : Lifetime on Motor & 2 Years Comprehensive  
Also available in 75/90 cm

Finish: Black  
Lighting: LED  
**BLDC Motor**  
Oil Collector  
Easy to Clean

## BRUSH-LESS DC MOTOR + HEAT AUTO CLEAN KITCHENHOODS

WDAT HAC 60 MS BLDC NERO



Size : 60 cm  
Max Air Flow: 1425 m<sup>3</sup>/h  
Control: Touch with Motion Sensor, No RPM Display  
Heat Auto Clean Technology  
Warranty : 5 Years on Motor & 2 Years Comprehensive

Finish: Black  
Filter: Baffle  
Lighting: LED 1 X 1.5W  
**9 Speed BLDC Motor**  
Oil Collector  
Easy to Clean  
Also available in 75/90 cm

BLDC T HOOD HAC 60 LTW MS NERO



Size : 60 cm  
Max Air Flow: 1400 m<sup>3</sup>/h  
Control: Touch with Motion Sensor, No RPM Display  
Warranty : Lifetime on Motor & 2 Years Comprehensive  
Heat Auto Clean Technology

Finish: Black  
Lighting: LED 1 X 1.5W  
**9 Speed BLDC Motor**  
Oil Collector  
Easy to Clean

BLDC BLCG 903 HAC LTW MS NERO



Size : 90 cm  
Max Air Flow: 1425 m<sup>3</sup>/h  
Control: 9 Speed Motion with RPM Display  
Heat Auto Clean Technology  
Warranty : Lifetime on Motor & 2 Years Comprehensive

Finish: Black  
Lighting: LED  
**9 Speed BLDC Motor**  
Oil Collector  
Easy to Clean

## FILTERLESS/HEAT AUTO CLEAN KITCHENHOODS



EFL GRACEFUL PLUS LTW



Size : 60/90 cm  
Max Air Flow: 1425 m<sup>3</sup>/h  
Control: Touch TC3V  
Finish: Black  
Warranty : Lifetime on Motor & 2 Years Comprehensive

Lighting: Long LED Lamp  
Concealed Motor  
Oil Collector  
Easy to Clean

EFL-S 903 V 8PS PLUS



Size : 90 cm, Finish : Black glass, 8 Speed sliding Touch Control, Max Air Flow: 1150 (m<sup>3</sup>/h), Frequency changing brushless motor automatically changes its RPM corresponding to the change in suction pressure. Motor RPM display 60 seconds delay SHUT OFF function, Unique Air Exchange shut off function Long LED lamp (1 X 3W), Wider suction chamber entrance Larger SS oil collector cup, Duct cover with black glass front, Hassle free maintenance

EFL-S 607 LTW VMS



Size : 60/90 cm  
Max Air Flow: 1200 m<sup>3</sup>/h  
Control: 3 Speed Motion  
Warranty : Lifetime on Motor  
Also available in 90 cm

Finish: Black  
Lighting: Long LED Lamp  
Oil Collector, Easy to Clean

EFL-S 601 HAC LTW VMS



Size : 60 cm  
Max Air Flow: 1200 m<sup>3</sup>/h  
Control: 3 Speed Motion  
Heat Auto Clean Technology  
Warranty : Lifetime on Motor & 2 Years Comprehensive  
Also available in 75/90 cm  
Also available in 1310 m<sup>3</sup>/h Max Air Flow

Finish: Black  
Lighting: LED 2 x 1.5 W  
Oil Collector  
Easy to Clean



## FILTERLESS + HEAT AUTO CLEAN KITCHENHOODS

EFL 207 HAC LTW VMS 60



Size : 60 cm  
 Max Air Flow: 1350 m<sup>3</sup>/h  
 Control: 3 Speed Motion  
 Heat Auto Clean Technology  
 Warranty : Lifetime on Motor & 2 Years Comprehensive  
**Also available in 75 & 90 cm**

Finish: Black  
 Lighting: LED 2 x 1.5 W  
 Oil Collector  
 Easy to Clean

EFL-S 108 HAC LTW VMS 60



Size : 60 cm  
 Max Air Flow: 1350 m<sup>3</sup>/h  
 Control: 3 Speed Motion  
 Heat Auto Clean Technology  
 Warranty : Lifetime on Motor & 2 Years Comprehensive  
**Also available in 90 cm**

Finish: Black  
 Lighting: LED 2 x 1.5 W  
 Oil Collector  
 Easy to Clean

## HEAT AUTO CLEAN KITCHENHOODS

WDAT HAC NERO



Size : 60 / 90 cm  
 Filter: Baffle  
 Max Air Flow: 1200 m<sup>3</sup>/h  
 Heat Auto Clean Technology  
 Warranty : 5 Years on Motor & 2 Years Comprehensive  
**Also available with Motion Control**

Control: Touch  
 Finish: Black  
 Lighting: LED 1 X 1.5W

EFL-S 601 ULTRA HAC LTW VMS



Size : 60 cm  
 Max Air Flow: 1500 m<sup>3</sup>/h  
 Control: 3 Speed Motion  
 Heat Auto Clean Technology  
 Warranty : Lifetime on Motor & 2 Years Comprehensive  
**Also available in 75/90 cm**

Finish: Black  
 Lighting: LED 2 x 1.5 W  
 Oil Collector  
 Easy to Clean

WD TFL HAC MS NERO



Size: 60/90 cm  
 Max Air Flow: 1425 m<sup>3</sup>/h  
 Control: 3 Speed Motion  
 Heat Auto Clean Technology  
 Warranty : 5 Years on Motor & 2 Years Comprehensive

Finish: Black  
 Lighting: LED 2 X 2W  
 Oil Collector  
 Easy to Clean

WDBF 606/906 HAC LTW MS NERO



Size : 60/90 cm  
 Filter: Baffle  
 Max Air Flow: 1200 m<sup>3</sup>/h  
 Control: 3 Speed Motion,  
 Heat Auto Clean Technology  
 Warranty : Lifetime on Motor & 2 Years Comprehensive

Finish: Black  
 Lighting: LED 2 X 1.5W  
 Oil Collector  
 Easy to Clean

FLCG PLUS LTW 600/900 HAC MS NERO



Size: 60/90 cm  
 Max Air Flow: 1500 m<sup>3</sup>/h  
 Control: 3 Speed Motion  
 Heat Auto Clean Technology  
 Warranty : Lifetime on Motor & 2 Years Comprehensive

Finish: Black  
 Lighting: LED 2 x 1.5W  
 Oil Collector  
 Easy to Clean

WDFL 606/906 HAC MS NERO



Size: 60/90 cm  
 Max Air Flow: 1200 m<sup>3</sup>/h  
 Control: 3 Speed Motion  
 Heat Auto Clean Technology  
 Warranty : 5 Years on Motor & 2 Years Comprehensive

Finish: Black  
 Concealed Motor  
 Lighting: LED 2 X 1.5W  
 SS Oil Collector  
 Easy to Clean

WD TBF HAC 60 MS NERO



Size: 60/90 cm  
 Baffle Filters  
 Max Air Flow : 1425 m<sup>3</sup>/h  
 Control: 3 Speed Motion,  
 Heat Auto Clean Technology  
 Warranty : 5 Years on Motor & 2 Years Comprehensive

Finish: Black  
 Lighting: LED 2 X 2W  
 Oil Collector  
 Easy to Clean

FL 600 SPT HAC MS NERO



Size: 60 cm  
 Max Air Flow: 1310 m<sup>3</sup>/h  
 Control: 3 Speed Touch  
 Heat Auto Clean Technology  
 Warranty : 5 Years on Motor & 2 Years Comprehensive  
**Also available in 90 cm**

Finish: Black  
 Lighting: LED 2 x 1.5W  
 Oil Collector  
 Easy to Clean  
 Concealed Motor

FL 600 SLIM HAC MS NERO



Size: 60 cm  
 Max Air Flow: 1200 m<sup>3</sup>/h  
 Control: 3 Speed Touch  
 Heat Auto Clean Technology  
 Warranty : 5 Years on Motor & 2 Years Comprehensive  
**Also available in 75/90 cm**

Finish: Black  
 Lighting: LED 2 x 1.5W  
 Oil Collector  
 Easy to Clean  
 Concealed Motor

BFCG PLUS LTW 600/900 HAC MS NERO



Size: 60/90 cm  
 Filter : Baffle  
 Max Air Flow: 1500 m<sup>3</sup>/h  
 Control: 3 Speed Motion,  
 Heat Auto Clean Technology,  
 Warranty : Lifetime on Motor & 2 Years Comprehensive

Finish: Black  
 Lighting: LED 2 X 1.5W  
 Oil Collector  
 Easy to Clean

# ETB/BAFFLE FILTER KITCHENHOODS

## ETB WITH BAFFLE FILTER KITCHENHOODS

### METEORITE ETB PLUS LTW T4V LED



Size : 60/90 cm  
Max Air Flow: 1220 m<sup>3</sup>/h  
Finish: SS + Black Black with Gray Glass  
Filter: 3 Baffle  
Control: Touch T4V  
Lighting: LED 2 x 2W  
Warranty : Lifetime

### GLACE TRIM ETB PLUS LTW 903 T4V LED



Size : 90 cm  
Max Air Flow: 1220 m<sup>3</sup>/h  
Finish: SS with Transparent Glass  
Filter: 3 Baffle  
Control: Touch T4V  
Lighting: LED 2 x 1.5W  
Warranty : Lifetime

### GALAXY ETB PLUS LTW T4V LED



Size : 60 / 90 cm  
Max Air Flow: 1220 m<sup>3</sup>/h  
Finish: SS + Black Glass  
Warranty : Lifetime  
Filter: Baffle  
Control: Touch T4V  
Lighting: LED 2 x 1.5W

### GLACE SF ETB PLUS LTW 60 NERO



Size : 60 cm  
Filter: Baffle  
Max Air Flow: 1220 m<sup>3</sup>/h  
Warranty : Lifetime  
Control: Push Button  
Finish: Black  
Lighting: LED 2 x 1.5W

### GLACE TF TRIM ETB PLUS LTW 60 NERO



Size : 60 cm  
Max Air Flow: 1220 m<sup>3</sup>/h  
Control: Touch T4V  
Warranty : Lifetime  
Also available in SS  
Filter: Baffle  
Control: Touch T4V  
Finish: Black  
Lighting: LED 2 x 2W

### GLACE TF ETB PLUS LTW 60 NERO



Size : 60 cm  
Max Air Flow: 1220 m<sup>3</sup>/h  
Warranty : Lifetime  
Also available in SS  
Filter: Baffle  
Control: Push Button  
Finish: Black  
Lighting: LED 2 x 2W

## BAFFLE FILTER KITCHENHOODS

### ESCG BF 60 NERO



Size : 60 cm  
Filter: Baffle  
Max Air Flow: 1100 m<sup>3</sup>/h  
Control: Push Button  
Finish: Black  
Lighting: LED 2 x 1.5W

### STRIP BF 60 NERO



Size : 60 cm  
Max Air Flow: 880 m<sup>3</sup>/h  
Also available in Stainless Steel Finish  
Filter: Baffle  
Control: Push Button  
Lighting: LED  
Finish: Black

### STRIP CF 60 NERO



Size : 60 cm  
Max Air Flow: 880 m<sup>3</sup>/h  
Also available in Stainless Steel Finish  
Filter: Cassette  
Control: Push Button  
Lighting: LED  
Finish: Black

### AH 260 BF



Size : 60 cm  
Max Air Flow: 1100 m<sup>3</sup>/h  
Finish: Stainless Steel/Black  
Filter: Baffle  
Control: Push Button  
Lighting: LED

### DH 260 BF NERO



Size : 60 cm  
Max Air Flow: 1200 m<sup>3</sup>/h  
Lighting: LED  
Filter: Baffle  
Control: Push Button  
Finish: Black

### FS 301



Size : 60 cm  
Max Air Flow: 710 m<sup>3</sup>/h  
Lighting: Incandescent  
Also available in Black Finish  
Filter: Baffle  
Control: Push Button  
Finish: Stainless Steel

### CBF 602



Size : 60 cm  
Max Air Flow: 670 m<sup>3</sup>/h  
Lighting: LED 1 x 2W  
Also available in Black Finish  
Filter: Baffle  
Control: Push Button  
Finish: Stainless Steel

### TNT 602 TOUCH BK



Size : 60 cm  
Max Air Flow: 670 m<sup>3</sup>/h  
Lighting: LED 2 x 1.5W  
Filter: Baffle  
Control: Touch  
Finish: Black

 ALSO AVAILABLE IN ISLAND

# DFS (DIRECT FLAME) PROTECT FB SERIES HOBS



## DFS SERIES HOBS

DFS FB MFC 3B 70 DX



Built In Hob - 3 Burner 70 cm  
Auto Electric Ignition  
Round Metallic Designer Knobs  
Full Brass Heavy Duty Direct Multi-flame burners  
Fully Sealed Burner Cups with Vertical Injector  
Cast Iron Pan Support with Heat Guard  
Burners Powers - 4.3 kw x 2, 2.9 kw x 1  
Product Size mm (W x D x H) 700 x 525 x 123  
Cutting Size mm (W x D x H) 645 x 475 x 55

Also available with Flame Failure Safety Device (FFD)

DFS FB MFC 4B 70



Built In Hob - 4 Burner 70 cm  
Auto Electric Ignition  
Round Metallic Designer Knobs  
Full Brass Heavy Duty Direct Multi-flame burners  
Fully Sealed Burner Cups with Vertical Injector  
Cast Iron Pan Support with Heat Guard  
Burners Powers -  
4.3 kw x 1, 3.5 kw x 1, 2.9 kw x 1, 1.7 kw x 1  
Product Size mm (W x D x H) 700 x 525 x 123  
Cutting Size mm (W x D x H) 645 x 475 x 55

Also available with Flame Failure Safety Device (FFD)  
Above hob also available with 2 MFC DF Burner (DX)  
Burners Powers - 4.3 kw x 2, 2.9 kw x 2

DFS FB MFC 3B 90 DX



Built In Hob - 3 Burner 90 cm  
Auto Electric Ignition  
Round Metallic Designer Knobs  
Full Brass Heavy Duty Direct Multi-flame burners  
Fully Sealed Burner Cups with Vertical Injector  
Cast Iron Pan Support with Heat Guard  
Burners Powers - 4.3 kw x 2, 2.9 kw x 1  
Product Size mm (W x D x H) 900 x 425 x 123  
Cutting Size mm (W x D x H) 860 x 385 x 55

Also available with Flame Failure Safety Device (FFD)

# DFS (DIRECT FLAME) SERIES HOBS

## DFS SERIES HOBS

DFS FB MFC 4B 91




Built In Hob - 4 Burner 90 cm  
Auto Electric Ignition  
Round Metallic Designer Knobs  
Full Brass Heavy Duty Direct Multi-flame burners  
Fully Sealed Burner Cups with Vertical Injector  
Cast Iron Pan Support with Heat Guard  
Burners Powers -  
4.3 kw x 1, 3.5 kw x 1, 2.9 kw x 1, 1.7 kw x 1  
Product Size mm (W x D x H) 900 x 525 x 123  
Cutting Size mm (W x D x H) 795 x 485 x 55

Also available with Flame Failure Safety Device (FFD)  
Above hob also available with 2 MFC DF Burner (DX)  
Burners Powers - 4.3 kw x 2, 2.9 kw x 2

## DFS SERIES FLXI HOB-TOP

FLEXI DFS FB 3B 75 DX



Flexi Hob-Top - 3 Burner 75 cm  
Auto Ignition (Battery Operated)  
Round Metallic Designer Knobs  
Full Brass Heavy Duty Direct Multi-flame burners  
Fully Sealed Burner Cups with Vertical Injector  
Cast Iron Pan Support with Heat Guard  
Burners Powers - 3.5 kw x 1, 2.9 kw x 1, 1.7 kw x 1  
Product Size mm (W x D x H)- 750 x 450 x 106  
Cutting Size mm (W x D x H)- 715 x 414 x 50

FLEXI DFS FB 4B 70/90 TX



Flexi Hob-Top - 4 Burner 70/90 cm  
Auto Ignition (Battery Operated)  
Round Metallic Designer Knobs  
Full Brass Heavy Duty Direct Multi-flame burners  
Fully Sealed Burner Cups with Vertical Injector  
Cast Iron Pan Support with Heat Guard  
Burners Powers - 3.5 kw x 2, 2.9 kw x 1, 1.7 kw x 1  
Product Size mm (W x D x H) 700 x 520 x 106  
Cutting Size mm (W x D x H) 660 x 480 x 50

Also available in 90 cm  
Product Size mm (W x D x H) 900 x 525 x 120  
Cutting Size mm (W x D x H) 860 x 485 x 55

## DFS SERIES DUAL TONE FLEXI HOB-TOP

FLEXI DFS FB 375 DX DUAL TONE



Flexi Hob-Top - 3 Burner 75 cm  
Auto Ignition (Battery Operated)  
Round Metallic Designer Knobs  
Full Brass Heavy Duty Direct Multi-flame burners,  
Fully Sealed Burner Cups with Vertical Injector  
Dual Tone Toughened Glass  
Cast Iron Pan Support with Heat Guard  
Burners Powers - 3.5 kw x 1, 2.9 kw x 1, 1.7 kw x 1  
Product Size mm (WxDxH) 750 x 450 x 106  
Cutting Size mm (WxDxH) 715 x 414 x 50

FLEXI DFS FB 470 TX DUAL TONE



Flexi Hob-Top - 4 Burner 70 cm  
Auto Ignition (Battery Operated)  
Round Metallic Designer Knobs  
Full Brass Heavy Duty Direct Multi-flame burners,  
Fully Sealed Burner Cups with Vertical Injector  
Dual Tone Toughened Glass  
Cast Iron Pan Support with Heat Guard  
Burners Powers - 3.5 kw x 2, 1.7 kw x 2  
Product Size mm (WxDxH) 700 x 520 x 106  
Cutting Size mm (WxDxH) 660 x 480 x 50

FLEXI DFS FB 490 TX DUAL TONE



Flexi Hob-Top - 4 Burner 90 cm  
Auto Ignition (Battery Operated)  
Round Metallic Designer Knobs  
Full Brass Heavy Duty Direct Multi-flame burners,  
Fully Sealed Burner Cups with Vertical Injector  
Dual Tone Toughened Glass  
Cast Iron Pan Support with Heat Guard  
Burners Powers - 3.5 kw x 2, 1.7 kw x 2  
Product Size mm (WxDxH) 900 x 525 x 120  
Cutting Size mm (WxDxH) 860 x 485 x 55

## DFS SERIES SQUARE CAST IRON GRID FLEXI HOB-TOP

IND FLEXI FB 375 DX DFS




Flexi Hob-Top - 3 Burner 75 cm  
Auto Ignition (Battery Operated)  
Black Toughened Glass  
Round Metallic Knobs  
Full Brass Heavy Duty Direct Multi-flame burners  
Fully Sealed Burner Cups with Vertical Injector  
Cast Iron Pan Support  
5 Years warranty on Glass, Burner & Valves  
Burners Power: 2.9 kw x 2, 1.7 kw x 1  
Product dimension (w x d x h) 750 x 450 x 106  
Cutting dimension (w x d x h) 715 x 414 x 50

IND FLEXI FB 470 DX DFS



Flexi Hob-Top - 4 Burner 70 cm  
Auto Ignition (Battery Operated)  
Black Toughened Glass  
Round Metallic Knobs  
Full Brass Heavy Duty Direct Multi-flame burners  
Fully Sealed Burner Cups with Vertical Injector  
Cast Iron Pan Support  
5 Years warranty on Glass, Burner & Valves  
Burners Power: 2.9 kw x 2, 1.7 kw x 2  
Product dimension (w x d x h) 700 x 520 x 106  
Cutting dimension (w x d x h) 660 x 480 x 50

IND FLEXI FB 491 DX DFS



Flexi Hob-Top - 4 Burner 90 cm  
Auto Ignition (Battery Operated)  
Black Toughened Glass  
Round Metallic Knobs  
Full Brass Heavy Duty Direct Multi-flame burners  
Fully Sealed Burner Cups with Vertical Injector  
Cast Iron Pan Support  
5 Years warranty on Glass, Burner & Valves  
Burners Power: 2.9 kw x 2, 1.7 kw x 2  
Product dimension (w x d x h) 900 x 525 x 120  
Cutting dimension (w x d x h) 860 x 485 x 55

# DFS (DIRECT FLAME) PROTECT AB SERIES HOBS

## DFS AB SERIES FLEXI HOB-TOP



**FLEXI DFS AB 3B 75 DX**



Flexi Hob-Top - 3 Burner 75 cm  
 Auto Ignition (Battery Operated)  
 Round Metallic Knobs  
**Brass Heavy Duty Direct Multi-flame burners**  
**Fully Sealed Burner Cups with Vertical Injector**  
**Cast Iron Pan Support with Heat Guard**  
 Burners Powers - 3.5 kw x 1, 2.9 kw x 1, 1.7 kw x 1  
 Product Size mm (W x D x H)- 750 x 450 x 106  
 Cutting Size mm (W x D x H)- 715 x 414 x 50

**FLEXI DFS AB 4B 60 DX**



Flexi Hob-Top - 4 Burner 60 cm  
 Auto Ignition (Battery Operated)  
 Round Metallic Knobs  
**Brass Heavy Duty Direct Multi-flame burners**  
**Fully Sealed Burner Cups with Vertical Injector**  
**Cast Iron Pan Support with Heat Guard**  
 Burners Powers - 3.5 kw x 1, 2.9 kw x 1, 1.7 kw x 2  
 Product Size: mm (W x D x H) 600 x 525 x 106  
 Cutting Size: mm (W x D x H) 564 x 495 x 50

**FLEXI DFS AB 4B 70 TX**



Flexi Hob-Top - 4 Burner 70 cm  
 Auto Ignition (Battery Operated)  
 Round Metallic Knobs  
**Brass Heavy Duty Direct Multi-flame burners**  
**Fully Sealed Burner Cups with Vertical Injector**  
**Cast Iron Pan Support with Heat Guard**  
 Burners Powers - 3.5 kw x 2, 2.9 kw x 1, 1.7 kw x 1  
 Product Size mm (W x D x H)- 700 x 520 x 106  
 Cutting Size mm (W x D x H)- 660 x 480 x 50

**FLEXI DFS AB 4B 91 TX**



Flexi Hob-Top - 4 Burner 90 cm  
 Auto Ignition (Battery Operated)  
 Round Metallic Knobs  
**Brass Heavy Duty Direct Multi-flame burners**  
**Fully Sealed Burner Cups with Vertical Injector**  
**Cast Iron Pan Support with Heat Guard**  
 Burners Powers - 3.5 kw x 2, 2.9 kw x 1, 1.7 kw x 1  
 Product Size mm (W x D x H) 900 x 525 x 120  
 Cutting Size mm (W x D x H) 860 x 485 x 55


## DFS IND AB SERIES FLEXI HOB-TOP

**IND FLEXI AB 375 DX DFS**




Flexi Hob-Top - 3 Burner 75 cm  
 Auto Ignition (Battery Operated)  
 Round Metallic Knobs  
**Brass Heavy Duty Direct Multi-flame burners**  
**Fully Sealed Burner Cups with Vertical Injector**  
**Cast Iron Pan Support**  
 Burners Powers - 2.9 kw x 2, 1.7 kw x 1  
 Product dimension mm (w x d x h) 750 x 450 x 106  
 Cutting dimension mm (w x d x h) 715 x 414 x 50

**IND FLEXI AB 470 DX DFS**



Flexi Hob-Top - 4 Burner 70 cm  
 Auto Ignition (Battery Operated)  
 Round Metallic Knobs  
**Brass Heavy Duty Direct Multi-flame burners**  
**Fully Sealed Burner Cups with Vertical Injector**  
**Cast Iron Pan Support**  
 Burners Powers - 2.9 kw x 2, 1.7 kw x 2  
 Product dimension mm (w x d x h) 700 x 520 x 106  
 Cutting dimension mm (w x d x h) 660 x 480 x 50

**IND FLEXI AB 491 DX DFS**



Flexi Hob-Top - 4 Burner 90 cm  
 Auto Ignition (Battery Operated)  
 Round Metallic Knobs  
**Brass Heavy Duty Direct Multi-flame burners**  
**Fully Sealed Burner Cups with Vertical Injector**  
**Cast Iron Pan Support**  
 Burners Powers - 2.9 kw x 2, 1.7 kw x 2  
 Product dimension mm (w x d x h) 900 x 525 x 120  
 Cutting dimension mm (w x d x h) 860 x 485 x 55



**DFS AB SERIES**



**DFS IND AB SERIES**

# PRO HOBS

## PRO MAX FB HOBS

### PRO MAX FB MFC 3B 70 DX FFD




Built In Hob - 3 Burner 70 cm  
Auto Electric Ignition, Round Metallic Knobs  
Full Brass Heavy Duty Multi-flame burners  
Flame Failure Safety Device (FFD)  
Pro Max Burner power 5 kw  
Pro Max Burner diameter 140 mm  
Burners Powers - 5 kw x 2 , 1.7 kw x 1  
Product Size mm (W x D x H) 700 x 525 x 123  
Cutting Size mm (W x D x H) 645 x 475 x 55

### PRO MAX FB MFC 3B 75 DX FFD



Built In Hob - 3 Burner 75 cm  
Auto Electric Ignition, Round Metallic Knobs  
Full Brass Heavy Duty Multi-flame burners  
Flame Failure Safety Device (FFD)  
Pro Max Burner power 5 kw  
Pro Max Burner diameter 140 mm  
Burners Powers - 5 kw x 2 , 1.7 kw x 1  
Product Size mm (W x D x H) 750 x 450 x 123  
Cutting Size mm (W x D x H) 710 x 410 x 55

### PRO MAX FB MFC 3B 90 DX FFD



Built In Hob - 3 Burner 90 cm  
Auto Electric Ignition, Round Metallic Knobs  
Full Brass Heavy Duty Multi-flame burners  
Flame Failure Safety Device (FFD)  
Pro Max Burner power 5 kw  
Pro Max Burner diameter 140 mm  
Burners Powers - 5 kw x 2 , 1.7 kw x 1  
Product Size mm (W x D x H) 900 x 425 x 123  
Cutting Size mm (W x D x H) 860 x 385 x 55

### PRO MAX FB MFC 4B 91 DX FFD



Built In Hob - 4 Burner 90 cm  
Auto Electric Ignition, Round Metallic Knobs  
Full Brass Heavy Duty Multi-flame burners  
Flame Failure Safety Device (FFD)  
Pro Max Burner power 5 kw  
Pro Max Burner diameter 140 mm  
Burners Powers - 5 kw x 2 , 2.9 kw x 1 , 1.7 kw x 1  
Product Size mm (W x D x H) 900 x 525 x 123  
Cutting Size mm (W x D x H) 795 x 485 x 55

### PRO MAX FB MFC 4B 70 DX FFD



Built In Hob - 4 Burner 70 cm  
Auto Electric Ignition, Round Metallic Knobs  
Full Brass Heavy Duty Multi-flame burners  
Flame Failure Safety Device (FFD)  
Pro Max Burner power 5 kw  
Pro Max Burner diameter 140 mm  
Burners Powers - 5 kw x 2 , 1.7 kw x 2  
Product Size mm (W x D x H) 700 x 525 x 123  
Cutting Size mm (W x D x H) 645 x 475 x 55

### PRO MAX FB MFC 4B 100/120 DX FFD



Built In Hob - 4 Burner 100/120 cm  
Auto Electric Ignition, Round Metallic Knobs  
Full Brass Heavy Duty Multi-flame burners  
Flame Failure Safety Device (FFD)  
Pro Max Burner power 5 kw  
Pro Max Burner diameter 140 mm  
Burners Powers - 5 kw x 2 , 1.7 kw x 2  
Product Size mm (W x D x H) 1000/1200 x 450/400 x 123  
Cutting Size mm (W x D x H) 956/1113 x 410/362 x 55



DESIGNER METALLIC KNOB



PRO MAX BURNER




5 KW BURNER POWER  
140 mm BURNER DIAMETER

Above models are also available without Flame Failure Device (FFD)

## PRO FB HOBS (MULTI-FLAME CONTROL FULL BRASS BURNERS)

### PRO FB MFC 1B 30 FFD




Built In Hob - 1 Burner 30 cm  
Auto Ignition (Battery Operated)  
Round Metallic Knobs  
Full Brass Heavy Duty Multi-flame burner  
Flame Failure Safety Device (FFD)  
Ignition Plug with Brass Sleeve  
Burner Powers : 4.0 kw x 1  
Product Size mm (W x D x H) 300 x 498 x 123  
Cutting Size mm (W x D x H) 265 x 460 x 55

### PRO FB MFC 3B 70 DX FFD



Built In Hob - 3 Burner 70 cm  
Auto Electric Ignition  
Round Metallic Knobs  
Full Brass Heavy Duty Multi-flame burners  
Flame Failure Safety Device (FFD)  
Ignition Plug with Brass Sleeve  
Burners Powers : 4.0 kw x 2 , 1.7 kw x 1  
Product Size mm (W x D x H) 700 x 525 x 123  
Cutting Size mm (W x D x H) 645 x 475 x 55


### PRO FB MFC 4B 70 DX FFD



Built In Hob - 4 Burner 70 cm  
Auto Electric Ignition  
Round Metallic Knobs  
Full Brass Heavy Duty Multi-flame burners  
Flame Failure Safety Device (FFD)  
Ignition Plug with Brass Sleeve  
Burners Powers : 4.0 kw x 2 , 1.7 kw x 2  
Product Size mm (W x D x H) 700 x 525 x 123  
Cutting Size mm (W x D x H) 645 x 475 x 55

## PRO FB HOBS (MULTI-FLAME CONTROL FULL BRASS BURNERS)

### PRO FB MFC 3B 75 DX FFD




Built In Hob - 3 Burner 75 cm  
Auto Electric Ignition, Round Metallic Knobs  
Full Brass Heavy Duty Multi-flame burners  
Flame Failure Safety Device (FFD)  
Ignition Plug with Brass Sleeve  
Burners Powers : 4.0 kw x 2, 1.7 kw x 1  
Product Size mm (WxDxH) 750 x 450 x 123  
Cutting Size mm (WxDxH) 710 x 410 x 55

### PRO FB MFC 4B 91 DX FFD



Built In Hob - 4 Burner 90 cm  
Auto Electric Ignition, Round Metallic Knobs  
Full Brass Heavy Duty Multi-flame burners  
Flame Failure Safety Device (FFD)  
Ignition Plug with Brass Sleeve  
Burners Powers : 4.0 kw x 2, 2.9 kw x 1, 1.7 kw x 1  
Product Size mm (WxDxH) 900 x 525 x 123  
Cutting Size mm (WxDxH) 795 x 485 x 55

### PRO FB MFC 3B 90 DX FFD



Built In Hob - 3 Burner 90 cm  
Auto Electric Ignition, Round Metallic Knobs  
Full Brass Heavy Duty Multi-flame burners  
Flame Failure Safety Device (FFD)  
Ignition Plug with Brass Sleeve  
Burners Powers : 4.0 kw x 2, 1.7 kw x 1  
Product Size mm (WxDxH) 900 x 425 x 123  
Cutting Size mm (WxDxH) 860 x 385 x 55

### PRO FB MFC 5B 90 MT FFD



Built In Hob - 5 Burner 90 cm  
Auto Electric Ignition, Round Metallic Knobs  
Full Brass Heavy Duty Multi-flame burners  
Flame Failure Safety Device (FFD)  
Ignition Plug with Brass Sleeve  
Burners Powers : 4.0 kw x 2, 2.9 kw x 1, 1.7 kw x 2  
Product Size mm (WxDxH) 900 x 525 x 123  
Cutting Size mm (WxDxH) 795 x 485 x 55

### PRO FB MFC 4B 100/120 DX FFD




Built In Hob - 4 Burner 100/120 cm  
Auto Electric Ignition, Round Metallic Knobs  
Full Brass Heavy Duty Multi-flame burners  
Flame Failure Safety Device (FFD)  
Ignition Plug with Brass Sleeve  
Burners Powers : 4.0 kw x 2, 2.9 kw x 1 & 1.7 kw x 1  
Product Size mm: (WxDxH) 1000/1200 x 450/400 x 123  
Cutting Size mm: (WxDxH) 956/1113 x 410/362 x 55

Above models are also available without  
Flame Failure Device (FFD)

## PRO AB SERIES

### PRO AB MFC 3B 70 DX



Built In Hob - 3 Burner 70 cm  
Auto Electric Ignition, Metallic Round Knobs  
Grids : Cast Iron  
Multi Flame Control Advanced Brass Burners  
Burners Powers 4.0 kw x 2, 1.7 kw x 1  
Product Size mm (W x D x H) 700 x 525 x 123  
Cutting Size mm (W x D x H) 645 x 475 x 55

### PRO AB MFC 4B 70 DX



Built In Hob - 4 Burner 70 cm  
Auto Electric Ignition, Metallic Round Knobs  
Grids : Cast Iron  
Multi Flame Control Advanced Brass Burners  
Burners Powers 4.0 kw x 2, 1.7 kw x 2  
Product Size mm (W x D x H) 700 x 525 x 123  
Cutting Size mm (W x D x H) 645 x 475 x 55

### PRO AB MFC 4B 91 DX



Built In Hob - 4 Burner 90 cm  
Auto Electric Ignition, Metallic Round Knobs  
Grids : Cast Iron  
Multi Flame Control Advanced Brass Burners  
Burners Powers 4.0 kw x 2, 2.9 kw x 1 & 1.7 kw x 1  
Product Size mm (W x D x H) 900 x 525 x 123  
Cutting Size mm (W x D x H) 795 x 485 x 55

## FLEXI PRO FB SERIES

### FLEXI PRO FB 3B 75 MT DX



Flexi Hob-Top - 3 Burner 75 cm  
Auto Ignition (Battery Operated)  
Metallic Round Knobs,  
Full Brass Heavy Duty Multi-ring Burners  
Cast Iron Pan Support with Matt Enamelling  
Burners Powers- 2.9 kw x 2, 1.7 kw x 1  
Product Size mm (W x D x H) 750 x 450 x 106  
Cutting Size mm (W x D x H) 715 x 414 x 50

### FLEXI PRO FB 4B 70 MT DX



Flexi Hob-Top - 4 Burner 70 cm  
Auto Ignition (Battery Operated)  
Metallic Round Knobs,  
Full Brass Heavy Duty Multi-ring Burners  
Cast Iron Pan Support with Matt Enamelling  
Burners Powers- 2.9 kw X 2, 1.7 kw X 2  
Product Size mm (W x D x H) 700 x 520 x 106  
Cutting Size mm (W x D x H) 660 x 480 x 50

### FLEXI PRO FB 4B 91 MT DX



Flexi Hob-Top - 4 Burner 90 cm  
Auto Ignition (Battery Operated)  
Metallic Round Knobs,  
Full Brass Heavy Duty Multi-ring Burners  
Cast Iron Pan Support with Matt Enamelling  
Burners Powers- 2.9 kw X 2, 1.7 kw X 2  
Product Size mm (W x D x H) 900 x 525 x 120  
Cutting Size mm (W x D x H) 860 x 485 x 55


## FLEXI PRO MAX AB HOBS (MULTI-FLAME CONTROL ADVANCED BRASS BURNERS)

FLEXI PRO MAX AB MFC 3B 70 DX




Flexi Hob-Top - 3 Burner 70 cm  
Auto Ignition (Battery Operated)  
Round Metallic Knobs  
Multi-flame Control Advanced Brass burners  
Burners Powers - 4.3 kw x 2, 1.7 kw x 1  
Product Size mm (W x D x H) 700 x 525 x 123  
Cutting Size mm (W x D x H) 665 x 485 x 55  
**Dimensions of built-in hob with electric auto ignition**  
Product dimensions: (w x d x h) 700 x 525 x 123  
Cutting dimensions: (w x d x h) 645 x 475 x 55

FLEXI PRO MAX AB MFC 4B 70 DX



Flexi Hob-Top - 4 Burner 70 cm  
Auto Ignition (Battery Operated)  
Round Metallic Knobs  
Multi-flame Control Advanced Brass burners  
Burners Powers - 4.3 kw x 2, 1.7 kw x 2  
Product Size mm (W x D x H) 700 x 525 x 123  
Cutting Size mm (W x D x H) 665 x 485 x 55  
**Dimensions of built-in hob with electric auto ignition**  
Product dimensions: (w x d x h) 700 x 525 x 123  
Cutting dimensions: (w x d x h) 645 x 475 x 55

FLEXI PRO MAX AB MFC 4B 91 DX



Flexi Hob-Top - 4 Burner 90 cm  
Auto Ignition (Battery Operated)  
Round Metallic Knobs  
Multi-flame Control Advanced Brass burners  
Burners Powers - 4.3 kw x 2, 1.7 kw x 2  
Product Size mm (W x D x H) 900 x 525 x 123  
Cutting Size mm (W x D x H) 860 x 485 x 55  
**Dimensions of built-in hob with electric auto ignition**  
Product dimensions: (w x d x h) 900 x 525 x 123  
Cutting dimensions: (w x d x h) 795 x 485 x 55

## CLASSIC HOBS



## CLASSIC FLEXI FB MFC SERIES

CLASSIC FLEXI FB MFC 3B 60 MT



Flexi Hob-Top - 3 Burner 60 cm  
Auto Ignition (Battery Operated)  
Round Metallic Knobs  
Full Brass Heavy Duty Multi-flame burners  
Burners Powers : 4.0 kw x 1, 2.9 kw x 1 & 1.7 kw x 1  
Product Size mm (W x D x H) 600 x 525 x 120  
Cutting Size mm (W x D x H) 565 x 475 x 55  
**Dimensions of built-in hob with electric auto ignition**  
Product dimensions: (w x d x h) 600 x 525 x 120 mm  
Cutting dimensions: (w x d x h) 564 x 485 x 55 mm

CLASSIC FLEXI FB MFC 3B 70 MT



Flexi Hob-Top - 3 Burner 70 cm  
Auto Ignition (Battery Operated)  
Round Metallic Knobs  
Full Brass Heavy Duty Multi-flame burners  
Burners Powers : 4.0 kw x 1, 2.9 kw x 1 & 1.7 kw x 1  
Product Size mm (W x D x H) 700 x 525 x 120  
Cutting Size mm (W x D x H) 665 x 485 x 55  
**Dimensions of built-in hob with electric auto ignition**  
Product dimensions: (w x d x h) 700 x 525 x 120 mm  
Cutting dimensions: (w x d x h) 645 x 475 x 55 mm

CLASSIC FLEXI FB MFC 4B 60 MT



Flexi Hob-Top - 4 Burner 60 cm  
Auto Ignition (Battery Operated)  
Round Metallic Knobs  
Full Brass Heavy Duty Multi-flame burners  
Burners Powers : 4.0 kw x 1, 2.9 kw x 1 & 1.7 kw x 2  
Product Size mm (W x D x H) 600 x 525 x 120  
Cutting Size mm (W x D x H) 564 x 485 x 55  
**Dimensions of built-in hob with electric auto ignition**  
Product dimensions: (w x d x h) 600 x 520 x 120 mm  
Cutting dimensions: (w x d x h) 560 x 485 x 55 mm



## CLASSIC FLEXI FB MFC SERIES

### CLASSIC FLEXI FB MFC 4B 75/4B 90 R MT



Flexi Hob-Top - 4 Burner 75/90 cm  
Auto Ignition (Battery Operated)  
Round Mettalic Knobs  
Full Brass Heavy Duty Multi-flame burners  
Burners Powers : 4.0 kw x 1, 2.9 kw x 1 & 1.7 kw x 2  
Product Size mm (W x D x H) 750/900 x 525 x 120  
Cutting Size mm (W x D x H) 710/860 x 485 x 55  
**Dimensions of built-in hob with electric auto ignition**  
Product dimensions: (w x d x h) 750/900 x 525 x 120 mm  
Cutting dimensions: (w x d x h) 710/795 x 475/485 x 55 mm

### CLASSIC FLEXI FB MFC 4B 70/4B 91 MT



Flexi Hob-Top - 4 Burner 70/90 cm  
Auto Ignition (Battery Operated)  
Round Mettalic Knobs  
Full Brass Heavy Duty Multi-flame burners  
Burners Powers : 4.0 kw x 1, 2.9 kw x 1 & 1.7 kw x 2  
Product Size mm (W x D x H) 700/900 x 525 x 120  
Cutting Size mm (W x D x H) 665/860 x 485 x 55  
**Dimensions of built-in hob with electric auto ignition**  
Product dimensions: (w x d x h) 700/900 x 525 x 120 mm  
Cutting dimensions: (w x d x h) 645/795 x 475/485 x 55 mm

### CLASSIC FLEXI FB MFC 5B 90 MT



Flexi Hob-Top - 5 Burner 90 cm  
Auto Ignition (Battery Operated)  
Auto Ignition (Battery Operated)  
Round Mettalic Knobs  
Full Brass Heavy Duty Multi-flame burners  
Burners Powers : 4.0 kw x 1, 2.9 kw x 1 & 1.7 kw x 3  
Product Size mm (W x D x H) 900 x 525 x 120  
Cutting Size mm (W x D x H) 860 x 485 x 55  
**Dimensions of built-in hob with electric auto ignition**  
Product dimensions: (w x d x h) 900 x 525 x 120 mm  
Cutting dimensions: (w x d x h) 795 x 485 x 55 mm

Above models are also available with Flame Failure Device (FFD)

## CLASSIC FLEXI AB MFC SERIES

### CLASSIC FLEXI AB MFC 3B 60 MT



Flexi Hob-Top - 3 Burner 60 cm  
Auto Ignition (Battery Operated)  
Round Mettalic Knobs  
Grids - Cast Iron  
Multi Flame Control Advanced Brass Burners  
Burners power : 4.0kw x 1, 2.9kw x 1, 1.7kw x 1  
Product Size: mm (W x D x H) 600 x 520 x 120  
Cutting Size: mm (W x D x H) 565 x 475 x 55  
**Dimensions of built-in hob with electric auto ignition**  
Product dimensions: (w x d x h) 600 x 525 x 120 mm  
Cutting dimensions: (w x d x h) 564 x 485 x 55 mm

### CLASSIC FLEXI AB MFC 4B 60 MT



Flexi Hob-Top - 4 Burner 60 cm  
Auto Ignition (Battery Operated)  
Round Mettalic Knobs  
Grids - Cast Iron  
Multi Flame Control Advanced Brass Burners  
Burners power : 4.0kw x 1, 2.9kw x 1, 1.7kw x 2  
Product Size: mm (W x D x H) 600 x 520 x 120  
Cutting Size: mm (W x D x H) 565 x 475 x 55  
**Dimensions of built-in hob with electric auto ignition**  
Product dimensions: (w x d x h) 600 x 520 x 120 mm  
Cutting dimensions: (w x d x h) 560 x 485 x 55 mm

### CLASSIC FLEXI AB MFC 3B 70 MT



Flexi Hob-Top - 3 Burner 70 cm  
Auto Ignition (Battery Operated)  
Round Mettalic Knobs  
Grids - Cast Iron  
Multi Flame Control Advanced Brass Burners  
Burners power : 4.0kw x 1, 2.9kw x 1, 1.7kw x 1  
Product Size: mm (W x D x H) 700 x 525 x 120  
Cutting Size: mm (W x D x H) 665 x 485 x 55  
**Dimensions of built-in hob with electric auto ignition**  
Product dimensions: (w x d x h) 700 x 525 x 120 mm  
Cutting dimensions: (w x d x h) 645 x 475 x 55 mm

### CLASSIC FLEXI AB MFC 3B 75 MT



Flexi Hob-Top - 3 Burner 75 cm  
Auto Ignition (Battery Operated)  
Round Mettalic Knobs  
Grids - Cast Iron  
Multi Flame Control Advanced Brass Burners  
Burners power : 4.0kw x 1, 2.9kw x 1, 1.7kw x 1  
product Size: mm (W x D x H) 750 x 450 x 120  
Cutting Size: mm (W x D x H) 715 x 415 x 55  
**Dimensions of built-in hob with electric auto ignition**  
Product dimensions: (w x d x h) 750 x 450 x 120 mm  
Cutting dimensions: (w x d x h) 710 x 410 x 55 mm

### CLASSIC FLEXI AB MFC 4B 70/91 MT



Flexi Hob-Top - 4 Burner 70/90 cm  
Auto Ignition (Battery Operated)  
Round Mettalic Knobs  
Grids - Cast Iron  
Multi Flame Control Advanced Brass Burners  
Burners power : 4.0kw x 1, 2.9kw x 1, 1.7kw x 2  
Product dimensions: (w x d x h) 700/900 x 525 x 120 mm  
Cutting dimensions: (w x d x h) 665/860 x 485 x 55 mm  
**Dimensions of built-in hob with electric auto ignition**  
Product dimensions: (w x d x h) 700/900 x 525 x 120 mm  
Cutting dimensions: (w x d x h) 645/795 x 475/485 x 55 mm

### CLASSIC FLEXI AB MFC 4B 75/90 MT



Flexi Hob-Top - 4 Burner 75/90 cm  
Auto Ignition (Battery Operated)  
Round Mettalic Knobs  
Grids - Cast Iron  
Multi Flame Control Advanced Brass Burners  
Burners power : 4.0kw x 1, 2.9kw x 1, 1.7kw x 2  
Product dimensions: (w x d x h) 750/900 x 525 x 120 mm  
Cutting dimensions: (w x d x h) 710/860 x 485 x 55 mm  
**Dimensions of built-in hob with electric auto ignition**  
Product dimensions: (w x d x h) 750/900 x 525 x 120 mm  
Cutting dimensions: (w x d x h) 705/795 x 475/485 x 55 mm

Above models are also available with Flame Failure Device (FFD)

## CLASSIC FLEXI AB MFC SERIES

### CLASSIC FLEXI AB MFC 5B 90 MT



Flexi Hob-Top – 5 Burner 90 cm  
 Auto Ignition (Battery Operated)  
 Round Metallic Knobs, Grids - Cast Iron  
 Multi Flame Control Advanced Brass Burners  
 Burners power : 4.0kw x 1, 2.9kw x 1, 1.7kw x 3  
 Product Size: mm (W x D x H) 900 x 525 x 120  
 Cutting Size: mm (W x D x H) 860 x 485 x 55  
**Dimensions of built-in hob with electric auto ignition**  
 Product dimensions: (w x d x h) 900 x 525 x 120 mm  
 Cutting dimensions: (w x d x h) 795 x 485 x 55 mm

Above models are also available with  
 Flame Failure Device (FFD)

## CLASSIC FLEXI FB (FULL BRASS BURNER) SERIES

### CLASSIC FLEXI FB 4B 60 DX



Flexi Hob-Top - 4 Burner 60 cm  
 Auto Ignition - Battery Operated  
 Round Metallic Knobs, Heavy Duty Full Brass Burners  
 Double Enameled Heavy Duty Cast Iron Grid  
 Burners Powers 2.9 kw x 2, 1.7 kw x 2  
 Product Size mm (W x D x H)- 600 x 520 x 120  
 Cutting Size mm (W x D x H)- 560 x 485 x 55

### CLASSIC FLEXI FB 4B 75 DX



Flexi Hob-Top - 4 Burner 75 cm  
 Auto Ignition - Battery Operated  
 Round Metallic Knobs  
 Heavy Duty Full Brass Burners  
 Double Enameled Heavy Duty Cast Iron Grid  
 Burners Powers 2.9 kw x 2, 1.7 kw x 2  
 Product Size mm (W x D x H)- 750 x 525 x 120  
 Cutting Size mm (W x D x H)- 710 x 485 x 55

## CLASSIC FLEXI AB (ADVANCE BRASS BURNERS) SERIES

### CLASSIC FLEXI AB HCT 3B 75 DX



Flexi Hob-Top – 3 Burner 75 cm  
 Auto Ignition (Battery Operated)  
 Round Metallic Knobs, Grids - Cast Iron  
 Multi Flame Control Advanced Brass Burners  
 Burners power- 2.9kw x 2, 1.7kw x 1  
 Product Size: mm (W x D x H) 750 x 450 x 106  
 Cutting Size: mm (W x D x H) 715 x 414 x 50

### CLASSIC FLEXI AB HCT 3B 60



Flexi Hob-Top – 3 Burner 60 cm  
 Auto Ignition (Battery Operated)  
 Round Metallic Knobs, Grids - Cast Iron  
 Multi Flame Control Advanced Brass Burners  
 Burners power- 2.9kw x 1, 1.7kw x 2  
 Product Size: mm (W x D x H) 600 x 520 x 106  
 Cutting Size: mm (W x D x H) 564 x 495 x 50

### CLASSIC FLEXI AB HCT 4B 60



Flexi Hob-Top – 4 Burner 60 cm  
 Auto Ignition (Battery Operated)  
 Round Metallic Knob, Grids - Cast Iron  
 Multi Flame Control Advanced Brass Burners  
 Burners power- 2.9kw x 1, 1.7kw x 3  
 Product Size: mm (W x D x H) 600 x 520 x 106  
 Cutting Size: mm (W x D x H) 564 x 495 x 50

### CLASSIC FLEXI AB HCT 4B 70 DX



Flexi Hob-Top – 4 Burner 70 cm  
 Auto Ignition (Battery Operated)  
 Round Metallic Knobs, Grids - Cast Iron  
 Multi Flame Control Advanced Brass Burners  
 Burners power- 2.9kw x 2, 1.7kw x 2  
 Product Size: mm (W x D x H) 700 x 520 x 106  
 Cutting Size: mm (W x D x H) 660 x 480 x 55



# DT SERIES HOBS



## DT FLEXI FB SERIES HOBS

### DT FLEXI FB MFC 4B 60 SWIRL



Flexi Hob-Top - 4 Burner 60 cm  
 Auto Ignition (Battery Operated)  
 Full Brass Heavy Duty Multi Flame Burners, Grids: Cast Iron  
 Burners Powers : 4.0 KW x 1, 2.2 KW x 2, 1.5 KW x 1  
 Product Size mm (WxDxH) 600 x 520 x 120  
 Cutting Size mm (WxDxH) 565 x 475 x 55  
**Dimensions of built-in hob with electric auto ignition**  
 Product dimensions: (w x d x h) 600 x 525 x 120 mm  
 Cutting dimensions: (w x d x h) 560 x 485 x 55 mm

### DT FB MFC 4B 65 SWIRL



Built-in Hob - 4 Burner 65 cm  
 Auto Ignition (Battery Operated)  
 Full Brass Heavy Duty Multi Flame Burners  
 Grids: Cast Iron  
 Burners Powers : 4.0 KW x 1, 2.2 KW x 2, 1.5 KW x 1  
 Product Size mm (WxDxH) 650 x 525 x 120  
 Cutting Size mm (WxDxH) 564 x 485 x 55

### DT FLEXI FB MFC 3B 70 SWIRL



Flexi Hob-Top - 3 Burner 70 cm  
 Auto Ignition (Battery Operated)  
 Full Brass Heavy Duty Multi Flame Burners, Grids: Cast Iron  
 Burners Powers : 4.0 KW x 1, 2.2 KW x 1, 1.5 KW x 1  
 Product Size mm (WxDxH) 700 x 525 x 120  
 Cutting Size mm (WxDxH) 665 x 485 x 55  
**Dimensions of built-in hob with electric auto ignition**  
 Product dimensions: (w x d x h) 700 x 525 x 120 mm  
 Cutting dimensions: (w x d x h) 645 x 475 x 55 mm

### DT FLEXI FB MFC 4B 70 SWIRL



Flexi Hob-Top - 4 Burner 70 cm  
 Auto Ignition (Battery Operated)  
 Full Brass Heavy Duty Multi Flame Burners, Grids: Cast Iron  
 Burners Powers : 4.0 KW x 1, 2.2 KW x 2, 1.5 KW x 1  
 Product Size mm (WxDxH) 700 x 525 x 120  
 Cutting Size mm (WxDxH) 665 x 485 x 55  
**Dimensions of built-in hob with electric auto ignition**  
 Product dimensions: (w x d x h) 700 x 525 x 120 mm  
 Cutting dimensions: (w x d x h) 645 x 475 x 55 mm

### DT FLEXI FB MFC 4B 91 SWIRL



Flexi Hob-Top - 4 Burner 90 cm  
 Auto Ignition (Battery Operated)  
 Full Brass Heavy Duty Multi Flame Burners, Grids: Cast Iron  
 Burners Powers : 4.0 KW x 1, 2.2 KW x 2, 1.5 KW x 1  
 Product Size mm (WxDxH) 900 x 525 x 120  
 Cutting Size mm (WxDxH) 860 x 485 x 55  
**Dimensions of built-in hob with electric auto ignition**  
 Product dimensions: (w x d x h) 900 x 525 x 120 mm  
 Cutting dimensions: (w x d x h) 795 x 485 x 55 mm

Above Flexi Hob-Tops are also available with Electric Auto Ignition as Built-in variant

# SQUARE GRID SERIES HOBS

## FLEXI FB HCT SERIES

FLEXI FB HCT 375 DX



Flexi Hob-Top - 3 Burner 75 cm  
Auto Ignition (Battery Operated)  
Full brass heavy duty multi-ring burners  
Grids - Cast Iron, Round Metallic Knobs  
Burners Powers : 2.9 kw x 2, 1.7 kw x 1  
Product Size mm (W x D x H) 750 x 450 x 106  
Cutting Size mm (W x D x H) 715 x 414 x 50

FLEXI FB HCT 491 DX



Flexi Hob-Top - 4 Burner 90 cm  
Auto Ignition (Battery Operated)  
Full brass heavy duty multi-ring burners  
Grids - Cast Iron, Round Metallic Knobs  
Burners Powers : 2.9 kw x 2, 1.7 kw x 2  
Product Size mm (W x D x H) 900 x 525 x 120  
Cutting Size mm (W x D x H) 860 x 485 x 55

FLEXI FB HCT 475 DX




Flexi Hob-Top - 4 Burner 75 cm  
Auto Ignition (Battery Operated),  
Full brass heavy duty multi-ring burners  
Grids - Cast Iron, Round Metallic Knobs  
Burners Powers : 2.9 kw x 2, 1.7 kw x 2  
Product Size mm (W x D x H) 750 x 525 x 120  
Cutting Size mm (W x D x H) 710 x 485 x 55

FLEXI FB HCT 470 DX



Flexi Hob-Top - 4 Burner 70 cm  
Auto Ignition (Battery Operated)  
Full brass heavy duty multi-ring burners  
Grids - Cast Iron, Round Metallic Knobs  
Burners Powers : 2.9 kw x 2, 1.7 kw x 2  
Product Size mm (W x D x H) 700 x 525 x 106  
Cutting Size mm (W x D x H) 660 x 480 x 50



## FLEXI AB HCT SERIES

FLEXI AB HCT 360



Flexi Hob-Top - 3 Burner 60 cm  
Auto Ignition (Battery Operated),  
Advanced Brass Burners  
Grids - Cast Iron, Round Metallic Knobs  
Burners Powers- 2.9 kw x 1, 1.7 kw x 2  
Product Size mm (W x D x H) 600 x 520 x 106  
Cutting Size mm (W x D x H) 564 x 495 x 50

FLEXI AB HCT 375 DX



Flexi Hob-Top - 3 Burner 75 cm  
Auto Ignition (Battery Operated),  
Advanced Brass Burners  
Grids - Cast Iron, Round Metallic Knobs  
Burners Powers- 2.9 kw x 2, 1.7 kw x 1  
Product Size mm (W x D x H) 750 x 450 x 106  
Cutting Size mm (W x D x H) 715 x 414 x 50

FLEXI AB HCT 460



Flexi Hob-Top - 4 Burner 60 cm  
Auto Ignition (Battery Operated),  
Advanced Brass Burners  
Grids - Cast Iron, Round Metallic Knobs  
Burners Powers- 2.9 kw x 1, 1.7 kw x 3  
Product Size mm (W x D x H) 600 x 520 x 106  
Cutting Size mm (W x D x H) 564 x 495 x 50

FLEXI AB HCT 470 DX



Flexi Hob-Top - 4 Burner 70 cm  
Auto Ignition (Battery Operated),  
Advanced Brass Burners  
Grids - Cast Iron, Round Metallic Knobs  
Burners Powers- 2.9 kw x 2, 1.7 kw x 2  
Product Size mm (W x D x H) 700 x 520 x 106  
Cutting Size mm (W x D x H) 660 x 480 x 50  
ALSO AVAILABLE IN 90 CM  
Product Size mm (W x D x H) 900 x 525 x 120  
Cutting Size mm (W x D x H) 860 x 485 x 55



## FLEXI MFC FB SWIRL SERIES

### FLEXI MFC FB 370 SWIRL



FLEXI Hob -Top - 3 Burner 70 cm  
Auto Ignition (Battery Operated),  
Full Brass Heavy Duty Multi-flame burners  
Grids - Cast Iron, Black Toughened Glass  
Round Metallic Knobs  
Burners Powers : 4 kw x 1, 2.2 kw x 1, 1.5 kw x 1  
Product Size mm (W x D x H) 700 x 525 x 120  
Cutting Size mm (W x D x H) 665 x 485 x 55

### FLEXI MFC FB 470 SWIRL



FLEXI Hob -Top - 4 Burner 70 cm  
Auto Ignition (Battery Operated),  
Full Brass Heavy Duty Multi-flame burners  
Grids - Cast Iron, Black Toughened Glass  
Round Metallic Knobs  
Burners Powers : 4 kw x 1, 2.2 kw x 2, 1.5 kw x 1  
Product Size mm (W x D x H) 700 x 525 x 120  
Cutting Size mm (W x D x H) 665 x 485 x 55

### FLEXI MFC FB 491 SWIRL



FLEXI Hob -Top - 4 Burner 90 cm  
Auto Ignition (Battery Operated),  
Full Brass Heavy Duty Multi-flame burners  
Grids - Cast Iron, Black Toughened Glass  
Round Metallic Knobs  
Burners Powers : 4 kw x 1, 2.2 kw x 3  
Product Size mm (W x D x H) 900 x 525 x 120  
Cutting Size mm (W x D x H) 860 x 485 x 55


## FLEXI MFC AB SERIES

### FLEXI MFC AB 370 MT



FLEXI Hob -Top - 3 Burner 70 cm  
Auto Ignition (Battery Operated),  
Multi-flame Control Advance Brass burners  
Grids - Cast Iron, Black Toughened Glass  
Round Metallic Knobs  
Burners Powers : 4 kw x 1, 2.9 kw x 1, 1.7 kw x 1  
Product Size mm (W x D x H) 700 x 525 x 120  
Cutting Size mm (W x D x H) 665 x 485 x 55

### FLEXI MFC AB 470 MT



FLEXI Hob -Top - 4 Burner 70 cm  
Auto Ignition (Battery Operated),  
Multi-flame Control Advance Brass burners  
Grids - Cast Iron, Black Toughened Glass  
Round Metallic Knobs  
Burners Powers : 4 kw x 1, 2.9 kw x 1, 1.7 kw x 2  
Product Size mm (W x D x H) 700 x 525 x 120  
Cutting Size mm (W x D x H) 665 x 485 x 55

### FLEXI MFC AB 491 MT



FLEXI Hob -Top - 4 Burner 90 cm  
Auto Ignition (Battery Operated),  
Multi-flame Control Advance Brass burners  
Grids - Cast Iron, Black Toughened Glass  
Round Metallic Knobs  
Burners Powers : 4 kw x 1, 2.9 kw x 1, 1.7 kw x 2  
Product Size mm (W x D x H) 900 x 525 x 120  
Cutting Size mm (W x D x H) 860 x 485 x 55

## FLEXI AB HCT DUAL TONE SERIES

### FLEXI AB HCT 375 DX DUAL TONE



Flexi Hob-Top - 3 Burner 75 cm  
Auto Ignition (Battery Operated),  
Advanced Brass Burners  
**Dual Tone Toughened Glass**  
Grids - Cast Iron, Round Metallic Knobs  
Burners Powers- 2.9 kw x 2, 1.7 kw x 1  
Product Size mm (W x D x H) 750 x 450 x 106  
Cutting Size mm (W x D x H) 715 x 414 x 50

### FLEXI AB HCT 470 DX DUAL TONE



Flexi Hob-Top - 4 Burner 70 cm  
Auto Ignition (Battery Operated),  
Advanced Brass Burners  
**Dual Tone Toughened Glass**  
Grids - Cast Iron, Round Metallic Knobs  
Burners Powers- 2.9 kw x 2, 1.7 kw x 2  
Product Size mm (W x D x H) 700 x 520 x 106  
Cutting Size mm (W x D x H) 660 x 480 x 50

## FLEXI LOTUS DUAL TONE SERIES

### FLEXI HCT 375 DX LOTUS BK DUAL TONE



FLEXI Hob -Top- 3 Burner 75 cm  
Enameled Coated Burners  
Grids - Cast Iron,  
Round Metallic Knobs  
Burners Powers : 2.5 kw x 2, 1.7 kw x 1  
Product Size mm (WxDxH) 750 x 450 x 106  
Cutting Size mm (WxDxH) 715 x 414 x 50


## FLEXI LOTUS SERIES

### FLEXI HCT 375 DX LOTUS BK



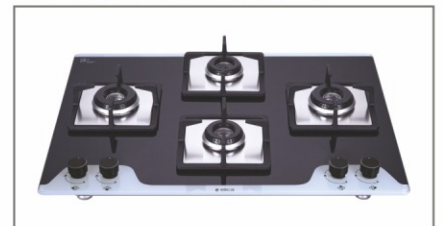
FLEXI Hob -Top- 3 Burner 75 cm  
Enameled Coated Burners  
Grids - Cast Iron, Round Knobs BK  
Burners Powers : 2.5 kw x 2, 1.7 kw x 1  
Product Size mm (WxDxH) 750 x 450 x 106  
Cutting Size mm (WxDxH) 715 x 414 x 50  
**Also available in 60 cm**

### FLEXI HCT 470 DX LOTUS BK



FLEXI Hob -Top - 4 Burner 70 cm  
Enameled Coated Burners  
Grids - Cast Iron, Round Knobs BK  
Burners Powers- 2.5 kw x 2, 1.7 kw x 2  
Product Size mm (WxDxH) 700 x 520 x 106  
Cutting Size mm (WxDxH) 660 x 480 x 50  
**Also available in 60 cm**


### FLEXI HCT 470 DX LOTUS BK DUAL TONE



FLEXI Hob -Top - 4 Burner 70 cm  
Enameled Coated Burners  
Grids - Cast Iron  
Round Metallic Knobs BK  
Burners Powers- 2.5 kw x 2, 1.7 kw x 2  
Product Size mm (WxDxH) 700 x 520 x 106  
Cutting Size mm (WxDxH) 660 x 480 x 50




**INOX PRO FB MFC 3B 75 DX FFD**



Built In Stainless Steel Hob  
3 Burner 75 cm  
Auto Electric Ignition,  
Round Metallic Knobs  
Full Brass Heavy Duty Multi-flame burners  
Flame Failure Safety Device (FFD)  
Ignition Plug with Brass Sleeve  
Burners Powers : 4.0 kw x 2 , 1.7 kw x 1  
Product Size mm (W x D x H) 750 x 450 x 123  
Cutting Size mm (W x D x H) 710 x 410 x 55

**INOX PRO FB MFC 4B 70 DX FFD**




Built In Stainless Steel Hob  
4 Burner 70 cm  
Auto Electric Ignition,  
Round Metallic Knobs  
Full Brass Heavy Duty Multi-flame burners  
Flame Failure Safety Device (FFD)  
Ignition Plug with Brass Sleeve  
Burners Powers : 4.0 kw x 2 , 1.7 kw x 2  
Product Size mm (W x D x H) 700 x 525 x 123  
Cutting Size mm (W x D x H) 645 x 475 x 55

**INOX PRO FB MFC 4B 91 DX FFD**



Built In Stainless Steel Hob  
4 Burner 90 cm  
Auto Electric Ignition,  
Round Metallic Knobs  
Full Brass Heavy Duty Multi-flame burners  
Flame Failure Safety Device (FFD)  
Ignition Plug with Brass Sleeve  
Burners Powers : 4.0 kw x 2, 2.9 kw x 1, 1.7 kw x 1  
Product Size mm (W x D x H) 900 x 525 x 123  
Cutting Size mm (W x D x H) 795 x 485 x 55

**INOX PRO FB MFC 5B 90 MT FFD**



Built In Stainless Steel Hob  
5 Burner 90 cm  
Auto Electric Ignition,  
Round Metallic Knobs  
Full Brass Heavy Duty Multi-flame burners  
Flame Failure Safety Device (FFD)  
Ignition Plug with Brass Sleeve  
Burners Powers : 4.0 kw x 1, 2.9 kw x 2, 1.7 kw x 2  
Product Size mm (W x D x H) 900 x 525 x 123  
Cutting Size mm (W x D x H) 795 x 485 x 55

Above models are also available without  
Flame Failure Device (FFD)



# BUILT-IN OVENS

## MECHANICAL CONTROL



**EPBI 880 MMF**



**60 cm Multifunction Built in Electric Oven with Convection.**  
Drop down door with front black glass finish  
**Net Oven Capacity 80 L**  
Maximum power: 2100 watts, • Energy efficiency class – A  
Convection fan, Easy to clean internal enameled cavity  
Top cooling fan, Halogen lamp, **Hydro clean function**  
Default temperature & adjustable up to 250 degrees  
Electronic clock timer with reminder function  
3 level adjustable universal pan, 3 level adjustable wire shelf  
3 layer full extension telescopic runners  
Product dimensions: (w x d x h) 595 x 575 x 595 mm  
Carcase dimensions: (w x d x h) 560 x 570 x 590 mm

**EPBI 680 MMF**



**60 cm Multifunction Built in Electric Oven**  
Drop down door with front black glass finish  
**Net Oven Capacity 80 L**  
Maximum power: 2100 watts, • Energy efficiency class – A  
Easy to clean internal enameled cavity  
Top cooling fan, Halogen lamp, **Hydro clean function**  
Default temperature & adjustable up to 250 degrees  
Electronic clock timer with reminder function  
3 level adjustable universal pan, 3 level adjustable wire shelf  
3 layer full extension telescopic runners  
Product dimensions: (w x d x h) 595 x 575 x 595 mm  
Carcase dimensions: (w x d x h) 560 x 570 x 590 mm

**EPBI 861 MMF / EPBI 961 MMF**



**60 cm Multifunction Built in Electric Oven** with Convection. Energy Class A,  
Net Oven Capacity 80 L, 8 cooking functions,  
Mechanical Rotary Control Knobs,  
Easy to clean Enamel Interior Cavity  
Product Dimension mm (WxDxH) 595 x 575 x 595  
Carcase Dimension mm (W x D x H) 560 x 570 x 590  
**Roteisserie available only on EPBI 961 MMF**

**EPBI 865/965 MMF**



**60 cm Multifunction Built in Electric Oven** with Convection,  
Net Oven Capacity 78 L, Knobs, 8 cooking functions,  
Energy Class A, Mechanical Rotary Control ,  
Easy to clean , Enamel Interior Cavity,  
5 level adjustable universal pan & wire shelf  
Product Dimension (W x D x H) 595 x 575 x 595  
Carcase Dimension mm (WxDxH) 560 x 570 x 590  
**Roteisserie & 9 cooking functions available only in EPBI 965 MMF**

**EPBI INOX NERO 962 MMF**



**60 cm Multifunction Built in Electric Oven** with Convection & Roteisserie (manual),  
Drop down with front black stainless steel finish  
Energy Class A, Net Oven Capacity 82 L,  
Mechanical Rotary Control Knobs  
8 cooking functions, Easy to clean Enamel Interior Cavity  
Product Dimension mm (WxDxH) 595 x 547 596  
Carcase Dimension mm(WxDxH) 560x 570 x 590

## TOUCH CONTROL

**EPBI 1161 MTC BK**



**60 cm Multifunction Built in Electric Oven** with Convection & Roteisserie,  
Energy Class A  
Net Oven Capacity 80 L  
12 cooking functions  
Capacitive touch control with LED display  
Easy to clean Enamel Interior Cavity  
Product Dimension mm(WxDxH) 595 x 575 x 595  
Carcase size mm (WxDxH) 560 x 570 x 590

**EPBI INOX NERO 1164 TOUCH**



**60 cm Multifunction Built in Electric Oven** with Convection & Roteisserie (manual), Energy Class A+  
Net Oven Capacity-82L  
11 cooking Functions  
Capacitive Touch Control with LED Display  
Easy to Clean Enamel Interior Cavity  
Product Dimension mm (WxDxH) 595 X 565 X 595  
Carcase Dimension mm (WxDxH) 560 X 560 X 600

**EPBI 1167 MTC BK**



**60 cm Multifunction Built in Electric Oven** with Convection & Roteisserie, Drop down door with front black glass finish  
Capacitive touch control with LED display, Energy Class A,  
Net Oven Capacity 80 L, 11 cooking functions, Top cooling fan,  
Easy to clean Enamel Interior Cavity, Default temperature & adjustable up to 250 degrees, Halogen lamp,  
Child lock function, Electronic clock timer with reminder function, **Sabbath mode function**  
Product dimensions: (w x d x h) 595 x 575 x 595 mm  
Carcase dimensions: (w x d x h) 560 x 570 x 590 mm

## DIGITALCONTROL

### EPBI 1060 DMF



60 cm Multifunction Built in Electric Oven with Convection & Roteisserie, Energy Class A, Net Oven Capacity 80 L, 11 cooking functions, Electronic pop up rotary control with LED, display, Easy to clean Enamel Interior Cavity  
Product Dimension mm (W x D x H) 595 x 575 x 595  
Carcase Dimension mm (W x D x H) 560 x 570 x 590

### EPBI 1064 DMF



60 cm Multifunction Built in Electric Oven with Convection & Roteisserie, Energy Class A, Net Oven Capacity 80 L, 11 cooking functions, Electronic pop up rotary control with LED display, Child lock function, Easy to clean Enamel Interior Cavity  
Product Dimension mm (W x D x H) 595 x 575 x 595  
Carcase Dimension mm (W x D x H) 560 x 570 x 590

### EPBI 1063



60 cm Multifunction Built in Electric Oven with Convection & Roteisserie, Energy Class A, Net Oven Capacity 80 L, 11 cooking functions, Electronic pop up rotary control with LED display, Easy to clean Enamel Interior Cavity  
Product Dimension mm (W x D x H) 595 x 575 x 595  
Carcase Dimension mm(W x D x H) 560 x 570 x 590

### EPBI 1062 TRIM DMF



60 cm Multifunction Built in Electric Oven with Convection & Roteisserie, Energy Class A, Net Oven Capacity 82 L, 10 cooking functions, Electronic pop up rotary control with LED display, Easy to clean Enamel Interior Cavity  
Product Dimension mm (W x D x H) 595 x 575 x 595  
Carcase Dimension mm (W x D x H) 560 x 570 x 590

## COMBO OVEN + STEAM

### EPBI COMBO STEAM OVEN 390



60 cm Multifunction Built in Oven with Steam Energy Efficiency Class - A, Net Oven Capacity 39 L, Fan Grill, Steam function, Convection, Grill, Child Lock function, Defrost, 1 Liter Water Tank, Convection Plus Steam, 48 Auto menu, Electronic Clock, Combine Cooking Type, Cooking End Signal, Overheat Protection, Short-Circuit Protection  
Product Dimension mm (WxDxH) 595 x 525 x 454  
Carcase Dimension mm (WxDxH) 560 x 550 x 450

## BUILT-IN MICROWAVE OVENS

### MICROWAVE + GRILL

#### EPBI MW 220



Built In Microwave with Grill Electronic control with LED display, Net Oven Capacity 22 L, 8 Auto cooking programs, 5 Microwave Power Levels, 245 mm glass turntable, Child Lock function  
Product Dimensions mm(W x D x H) 594 x 343.5 x 388  
Carcase Dimensions mm(W x D x H) 564 x 350 x 380

#### EPBI MW G25



Built-in Microwave with Grill Electronic Control with LED Display, Net Oven Capacity : 25L, Kitchen Timer, 8 Auto cooking programs, Multistage Cooking, Clock, 315 mm Glass Turn Table with Grill Rack, Child Safety Lock, Defrost by Weight/TiAdd 30 Sec., Cooking End Signal, Product Dimensions mm(W x D x H) 595 x 400 x 388  
Cutout Dimensions mm(W x D x H) 564 x 500 x 380

#### EPBI MWO G28 TOUCH



Built In Microwave with Grill Capacitive touch control with LED display, Net Oven Capacity 28 L, 8 Auto cooking programs, 5 Microwave Power Levels, Child Lock function, 315 mm glass turntable, Product Dimensions mm(W x D x H) 595 x 401 x 388  
Carcase Dimensions mm(Wx D x H) 564 x 500 x 380

#### EPBI MWO G25 INOX NERO



Built In Microwave with Grill, Capacitive touch control with LED display, Net Oven Capacity 25 L, Touch to Open, 8 Auto cooking programs, 5 Microwave Power Levels, 245 mm glass turntable, Child Lock function  
Product Dimensions (W x D x H) 595 x 401 x 388  
Carcase Dimensions mm (W x D x H) 564 x 500 x 380

#### EPBI MWO GL 220



Built In Microwave with Grill Touch control with LED display, Net Oven Capacity 22 L, Timer, Multistage Cooking, Defrost, Add 30 Sec Cooking End Signal, Child Lock function  
Product Dimensions mm(W x D x H) 595 x 401 x 388  
Carcase Dimensions mm(W x D x H) 564 x 500 x 380

#### EPBI MWO 360 DD



Built In Microwave with Drop Down Door Microwave + Grill, Touch control with LED display, Net oven capacity: 36 L, Full stainless steel cavity, **8 Auto cooking programs**, Speed cooking, 5 Microwave Power Levels, Combination Cooking, Glass turntable, Timer, Multistage cooking, Defrost by time & weight, Child Lock function  
Product Dimensions mm(WxDxH) : 595 x 456 x 382  
Carcase Dimensions mm(WxDxH) : 560 x 550 x 380



## MICROWAVE + GRILL + CONVECTION

EPBI MW 250



Built In Microwave with Grill and convection, Energy Efficiency class - A, Net Oven Capacity 25 L, Electronic control with LED display, 10 Auto cooking programs, 5 Microwave Power Levels, 315 mm glass turntable, Child Lock function, Product Dimensions mm(W x D x H) 594 x 470 x 388, Carcase Dimensions mm(W x D x H) 564 x 550 x 380

EPBI MW 340



Built In Microwave with Grill and convection, Energy Efficiency class - A, Net Oven Capacity 34 L, Electronic control with LED display, 10 Auto cooking programs, 5 Microwave Power Levels, 315 mm glass turntable, Child Lock function, Product Dimensions mm(W x D x H) 595 x 467.5 x 388, Carcase Dimensions mm(W x D x H) 550 x 550 x 380

EPBI MWO 280 TOUCH BK/WHITE



Built In Microwave with Grill and convection, Energy Efficiency class - A, Net Oven Capacity 28 L, Capacitive touch control with LED display, 10 Auto cooking programs, 5 Microwave Power Levels, 315 mm glass turntable, Child Lock function, Product Dimensions mm(W x D x H) 595 x 470 x 388, Carcase Dimensions mm(W x D x H) 564 x 550 x 380

## COMBO OVEN + MICROWAVE



EPBI COMBO OVEN 50L



60 cms Multifunction Built in Electric Combination Oven, Energy Efficiency class - A, Net Oven Capacity 50 L, Child Lock function, 13 Auto preset programs, Two rotary pop-up knobs with 4 soft touch electronic controls with LED display, Grill combi with convection, 5 Microwave Power Levels, 360 mm glass turntable, Easy to clean internal SS cavity, Product Dimension mm (W x D x H) 595 x 570 x 455, Carcase Dimension mm(W x D x H) 565 x 560 x 455

EPBI COMBO OVEN TRIM 44L



60 cms Multifunction Built in Electric Combination Oven, Energy Efficiency class - A, Net Oven Capacity 44 L, Electronic pop up rotary control with LED display, 3D cooking function, 13 Auto preset programs, 5 Microwave Power Levels, Child Lock function, 360 mm glass turntable, Easy to clean internal SS cavity, Product Dimension mm (W x D x H) 595 x 570 x 455, Carcase Dimension mm (W x D x H) 565 x 560 x 455

## COMBI PAIRS OF OVEN & MWO



EPBI MWO 360 DD  
+  
EPBI 1167 MTC BK

EPBI MWO G25 INOX NERO  
+  
EPBI 1164 MTC INOX NERO

EPBI MWO G28 TOUCH  
+  
EPBI 861 MMF/EPBI 961 MMF

EPBI MWO 280 TOUCH BK  
+  
EPBI 1161 BK

EPBI MWO G25  
+  
EPBI 1063

EPBI COMBO OVEN TRIM 44 L  
+  
EPBI 1062 TRIM DMF



# WARMER DRAWER



**EPBI WD 22L VETRO BK**



Food Warming and Defrosting, 5 Temperature Setting Level,  
Load Bearing - 25kg Max, Interior Volume - 22L,  
140mm high Warming Drawer  
Capacitive Touch Control, Cavity - Stainless Steel,  
Temperature Range - 40-80 Degrees  
Product Size mm (W x D x H) - 595 x 541 x 141  
Carcase Size mm (W x D x H) - 560 x 560 x 146

# BARBEQUE & FRYER



**BARBEQUE NC30 INOX**



Supply Voltage - 220-240v~ - 50/60 Hz  
Installed Electric Power - 2.5 Kw  
Removable Enamel Grid, Lava Stone  
Product Size mm (WxDxH) 288 x 500 x 50  
Cutting Size mm (WxDxh) 263 x 475 x 60


**FRYER NC30 INOX**



Supply Voltage - 220-240v~ - 50/60 Hz  
Installed Electric Power - 1.6 Kw  
A stainless steel basin with handles for easy lifting and cleaning, A chromium steel wire basket with folding handles, A protecting lid  
Product Size mm (WxDxH) 288 x 500 x 120  
Cutting Size mm (WxDxh) 263 x 475 x 160

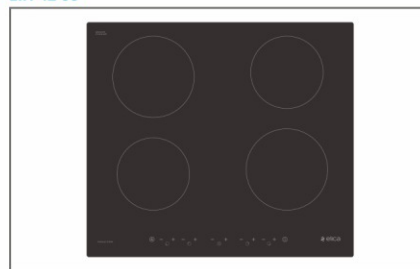
# INDUCTION HOB

**EIH 2Z 30**



2 Cooking Zones  
Supply Voltage - 220-240v~, Installed Electric Power - 3500w  
Touch Controls, Timer Control, Child Lock  
9 Stage Power Setting, Pan Sensor, Residual Heat Indicators  
Automatic Safety Switch off  
Product Size mm (WxDxh) 288 x 520 x 56  
Cutting Size mm (WxDxh) 268 x 500 x 60

**EIH 4Z 60**



4 Cooking Zones  
Supply Voltage - 220-240v~, Touch Controls,  
Installed Electric Power - 6400 - 7200 W, Pan Sensor,  
Timer Control, Child Lock, 9 Stage Power Setting,  
Automatic Safety Switch off, Residual Heat Indicators  
Product Size mm (WxDxH) 590 x 520 x 60  
Cutting Size mm (WxDxH) 560 x 490 x 65



**WITH NO OPEN FLAMES,  
YOUR KITCHEN IS CLOSED TO RIS**

There are no open flames and the hob heats up only when there's a vessel kept on the glass surface. When the pot is placed on the induction zone, this magnetic field transfers heat directly to the cooking pan, and only the pot gets heated. If there's no contact with a pot, the heating stops automatically.

# COOKING RANGES



**F 9502 XGRH**



Free standing cooking range, 2 triple ring, one rapid, One semi rapid & one auxiliary burner, Oven capacity 110 ltrs, Control with safety device Oven and grill with thermostatic valve, Timer, oven lamp, Rotessie to heat the food uniformly From all sides, cast iron grids, Top hob & front with 304 Stainless steel, Full auto ignition, Accessories: Wire rack, wok grill & enamelled tray  
Product Size mm : 900 x 610 x 855

**F 3402 WGVH SS**



Free standing cooking range  
One rapid, two semi rapid & one auxiliary burner, Single pcs gas oven cavity for better performance, Oven capacity 52 ltrs, Oven and grill with thermostatic valve control with safety device, Timer, oven lamp, Enamelled grids, Top hob and front with 304 stainless steel, Push button auto ignition  
Accessories: oven wire grid & enamelled tray  
Product Size mm : 500 x 550 x 855

**F 3402 NGRB BK**




Free standing cooking range  
One rapid, two semi rapid & one auxiliary burner, Single pcs gas oven cavity for better performance, Oven capacity 52 ltrs, Oven and grill with thermostatic valve control with safety device, Enamelled grids, Top hob and front with 304 stainless steel  
Accessories: oven wire grid & enamelled tray  
Product Size mm : 500 x 550 x 855

**F 6402 ZGRH**



Free standing cooking range, 1 triple ring, two semi rapid & One auxiliary burner, Single pcs oven cavity for better performance, Oven capacity 54 ltrs, Oven and grill with thermostatic valve control with safety device, Rotessie to heat the food uniformly from all sides, Timer, oven lamp, Enamelled grids, Top hob and front with 304 stainless steel, Push button auto ignition  
Accessories: wire rack, wok grill & enamelled tray  
Product Size mm : 600 x 630 x 855

# DISHWASHERS



**WQP 12 - 7605V SS**



60 cm Free Standing Dishwasher  
Soft Touch Electronic Control, 2 LED displays (top for operating & front LED display for monitoring wash cycle) 5, Wash Programmes, 12 Plate Settings, Half Load, Hidden Heating Element, Pocket Handle  
Product Dimensions mm (W x D x H) 598 x 600 x 845

**WQP 12 - 7735 HR**



60 cm Semi Built In Dishwasher  
Soft Touch LED Control, 3 Layer Cutlery Drawer, Half Load, Pocket Handle, 14 Plate Settings, 6 Wash Programmes, Delay Timer : 3/6/9/12 Hours, Hidden Heating Element  
Product Dimensions mm (W x D x H) 598 x 570 x 815  
Carcase Dimensions Size mm (W x D x H) 600 x 580 x 820

**WQP 12 - 7711**



60 cm Built In Dishwasher  
Soft Touch Electronic Control, 6 Wash Programmes, 12 Plate Settings, Delay Timer : 3/6/9 HOURS, Half Load, Hidden Heating Element  
Product Dimensions mm (W x D x H) 598 x 550 x 815  
Carcase Dimensions mm (W x D x H) 600 x 580 x 820

**WQP 12 - 7713 M**




60 cm Built In Dishwasher  
Soft Touch LED Control with LED Display, 14 Plate Settings 8 Wash Programmes, 3 Layer Cutlery Drawer, 24 hrs Delay start, Half Load, Hidden, Heating Element  
Product Dimensions mm (W x D x H) 598 x 600 x 815  
Carcase Dimensions mm (W x D x H) 600 x 550 x 815

# COOKTOPS

## TOP KNOB SERIES




**773 CT VETRO (TKN CROWN DT SERIES)**



Top knob Glass Cooktop - 3 Burner 75 cm  
 Forged Brass Burner, Ultra Slim Frame  
 Burners - 1 Jumbo, 1 Medium, 1 Small  
 Crown Shape Euro Coated Pan Support  
 Round Metallic Knob, European Gas Valves  
 Dual Tone Toughened Glass  
 Product Size mm (W x D) 750 x 455

**694 CT VETRO 2J (TKN CROWN DT SERIES)**



Top knob Glass Cooktop - 4 Burner 70 cm  
 Forged Brass Burner, Ultra Slim Frame  
 Burners - 2 Jumbo, 1 Medium, 1 Small  
 Crown Shape Euro Coated Pan Support  
 Round Metallic Knob, European Gas Valves  
 Dual Tone Toughened Glass  
 Product Size mm (W x D) 700 x 560

**904 CT VETRO 2J (TKN CROWN DT SERIES)**



Top knob Glass Cooktop- 4 Burner 88 cm  
 Forged Brass Burner, Ultra Slim Frame  
 Burners - 2 Jumbo, 1 Medium, 1 Small  
 Crown Shape Euro Coated Pan Support  
 Round Metallic Knob, European Gas Valves  
 Dual Tone Toughened Glass  
 Product Size mm (W x D) 880 x 525



FORGED BRASS BURNER



DUAL TONE TOUGHENED GLASS



CROWN SHAPE PAN SUPPORT



ROUND METALLIC KNOBS



DOUBLE DRIP TRAY

Above cooktops are also available with Auto-Ignition (Battery Operated)

## SLIMLINE SPF SERIES



**773 CT VETRO (SLIMLINE SPF)**



Slim Line SPF Glass Cooktop, 3 Burners 77 cm  
 Heavy Duty Forged Brass Burners  
 Burners: 1 Jumbo, 1 Medium, 1 Small  
 Black Toughened Glass, Ultra Slim Frame  
 Grids: Square Eurocoated  
 Product Size mm (W x D) 770 x 470

**694 CT VETRO (SLIMLINE SPF)**



Slim Line SPF Glass Cooktop, 4 Burners 69 cm  
 Heavy Duty Forged Brass Burners  
 Burners: 2 Jumbo, 1 Medium, 1 Small  
 Black Toughened Glass, Ultra Slim Frame,  
 Grids: Square Eurocoated  
 Product Size mm (W x D) 690 x 550



ULTRA SLIM FRAME

SLIMLINE SPF SERIES FRAME



FORGED BRASS BURNER

# COOKTOPS

## PATIO SPF SERIES

**PATIO ICT 773 BLK (SPF SERIES)**



Glass Cooktop with Jumbo Burner, 3 Burners 77 cm  
Heavy Duty Forged Brass Burners  
Burners: 1 Jumbo, 1 Medium, 1 Small  
Black Toughened Glass, Ultra Slim Frame, Grids: Square,  
Product Size mm (W x D) 770 x 470

**PATIO ICT 469 BLK S (SPF SERIES)**



Glass Cooktop with Jumbo Burner, 4 Burners 69 cm  
Heavy Duty Forged Brass Burners  
Burners: 2 Jumbo, 1 Medium, 1 Small  
Black Toughened Glass, Ultra Slim Frame, Grids: Square  
Product Size mm (W x D) 690 x 570



**FORGED BRASS BURNER**

Above cooktops are also available with Auto-Ignition (Battery Operated)

## DT (DOUBLE DRIP TRAY) SERIES

**773 CT VETRO (DT SERIES)**



DT Glass Cooktop 3 Burners 77 cm  
Burners - 1 Jumbo 1 Medium, 1 Small  
Grids - Round Eurocoated  
Product Size mm (W x D) 770 x 470

**694 CT VETRO (DT SERIES)**



DT Glass Glass Cooktop 4 Burners 69 cm  
Burners - 1 Jumbo 1 Medium, 2 Small  
Grids - Round Eurocoated  
Product Size mm (W x D) 690 x 570

**594 CT VETRO 1J (DT SERIES)**



DT Glass Glass Cooktop 4 Burners 59 cm  
Burners - 1 Jumbo 1 Medium, 2 Small  
Grids - Round Eurocoated  
Product Size mm (W x D) 585 x 560

**774 CT VETRO BK 2J (DT SERIES)**



Glass Glass Cooktop 4 Burners 77 cm with  
Low Depth & Double Drip Tray  
Burners - 2 Jumbo 1 Medium, 1 Small  
Grids - Round Eurocoated  
Product Size mm (W x D) 770 x 450

**PATIO ICT 469 BLK S (DT SERIES)**



DT Glass Glass Cooktop,  
4 Burners 60 cm  
Burners - 1 Large, 1 Medium, 2 Small  
Grids - Round Eurocoated  
Product Size mm (W x D) 690 x 570

### DOUBLE DRIP TRAY ASSEMBLY



Above DT Series cooktops are also available with Auto-Ignition (Battery Operated)



## CREST SERIES



### CREST 370 J NERO




Glass Cooktop - 3 Burner 70 cm  
**Forged Brass Burners**  
 Burners - 1 Jumbo, 1 Medium, 1 Small  
**Euro Coated Crown Design Pan Support,**  
 Toughened Glass  
 Designer Metal Knobs  
**Black finish Drip Tray**  
 Product Size W x D mm - 700 x 410

### CREST 460 J NERO




Glass Cooktop - 4 Burner 70 cm  
**Forged Brass Burners**  
 Burners - 1 Jumbo, 1 Medium, 2 Small  
**Euro Coated Crown Design Pan Support,**  
 Toughened Glass  
 Designer Metal Knobs  
**Black finish Drip Tray**  
 Product Size W x D mm - 590 x 560



**FORGED  
BRASS BURNERS**



**CROWN PAN SUPPORT  
WITH BLACK DRIP TRAY**



**DESIGNER  
METAL ROUND KNOBS**

## VETRO SERIES

### 662 CT VETRO



Glass Cooktop , 2 Burners 66 cm  
 Burners - 1 Medium, 1 Small  
 Grids - Round Eurocoated  
 Product Size mm (W x D) 660 x 340

### 703 CT VETRO BK/SS



Glass Cooktop, 3 Burners 70 cm  
 Burners - 2 Medium, 1 Small  
 Grids - Round Eurocoated  
 Product Size mm (W x D) 700 x 410

### 594 CT VETRO BK



Glass Cooktop, 4 Burners 60 cm  
 Burners - 2 Medium, 2 Small  
 Grids - Round Eurocoated  
 Product Size mm (W x D) 585 x 560

## INOX (STAINLESS STEEL) SERIES

### INOX 753 SS



Stainless Steel Cooktop, 3 Burners 75 cm  
 Burners - 1 Large, 1 Medium, 1 Small  
 Grids - Round Eurocoated  
 Product Size mm (W x D) 730 x 450

### INOX 604 SS



Stainless Steel Cooktop, 4 Burners 60 cm  
 Burners - 2 Medium, 2 Small  
 Grids - Round Eurocoated  
 Product Size mm (W x D) 590 x 500  
 Also available with Jumbo Burner

### INOX 713 SB



Stainless Steel Cooktop  
 3 Burners 70 cm  
 Burners - 1 Large, 1 Medium, 1 Small  
 Grids - Round Power Coated  
 Product Size mm (W x D) 700 x 415



**Elica PB Whirlpool Kitchen Appliances Private Limited**  
(Formerly Known as Elica PB India Private Limited)

**37/1/1, Kondhwa Pisoli Road, Pisoli, Pune - 4110 60.**  
**Maharashtra, India | Telephone: 1800 233 0007**

website : [www.elicaindia.com](http://www.elicaindia.com)

