

hindware
smart appliances

KITCHEN appliances





hindware

smart appliances

A kitchen is a place where reinvention and transformation happen. Be it the ingredient of a recipe or age-long way of cooking. The evolution of the existing spectrum brings in the possibilities and opportunities. This is embodied in everything we do. In every idea, every design and every product.

We are Hindware Home Innovation Limited (HHIL). We are a customer-first entity with distinct business divisions and multiple brands that collectively serve the objective of fulfilling the needs of millions of households in India.

Coming from the house of Hindware, the Consumer Products portfolio consists of a selection of household appliances under brand "Hindware Smart Appliances"

We bring delight that does not limit to conventions. We offer elegant design and innovative features in the range of kitchen appliances, such as kitchen chimneys, built-in hobs, cooktops, built-in ovens & microwaves, kitchen sinks, dishwashers, induction cooktops, water purifiers, food waste disposers. We have wide range of air purifiers, air coolers and ceiling fans as well. We are in storage, instant, and gas water heaters by brand 'Hindware Atlantic'.

Through the brand EVOK, we offer a range of furniture, home decor and furnishing, wall fashion, modular kitchen, and wardrobes, and engineered wood furniture.

We also forayed into the furniture and kitchen fittings segment, through brand 'FGV powered by Hindware' and distribute a wide range of hardware products in India, such as normal and soft close hinges, side and bottom mounted drawer channels, and drawer systems.

Our products bring convenience, comfort, and ease of use, through contemporary designs, myriad styles, and high functional efficiency. We pride in knowing that we make a difference in our customers' lives.



IoT Chimney

Internet changes lives, IoT transforms them.



Optimus iPRO



MOTION SENSOR TECHNOLOGY



THERMAL AUTO CLEAN TECHNOLOGY

FEATURES:

- MaxX Silence Technology
- Maximum Suction: 1400 m³/hr*
- Filterless Technology
- Touch Control
- Turbo Speed Option
- Metal Oil Collector Cup
- Real time Digital Clock
- 32% Less Noise[^]

TECHNICAL SPECIFICATIONS:

- Size (mm): 600/900
- Speed: 3 + 1 Turbo Speed
- Motor Power (in W): 220
- Blower Type: Metallic



Requires internet connection. Google us a trademark of Google LLC.
Amazon, Alexa and all related logos are trademarks of Amazon.com, Inc. or its affiliates.



Island Chimneys

Superior performance. Stunning design.





Natalia

Energy Efficient BLDC Motor

Thermal Auto Clean Technology

Motion Sensor Technology

FEATURES:

- MaxX Silence Technology
- Maximum Suction: 1800 m³/hr*
- Filterless Technology
- Dual Side Touch Control
- Turbo Speed Option

TECHNICAL SPECIFICATIONS:

- Size (mm): 900
- Speed: 9
- Motor Power (in W): 240
- Blower Type: Metallic



Onyx

Thermal Auto Clean Technology

Motion Sensor Technology

FEATURES:

- Maximum Suction: 1450 m³/hr*
- Baffle Filter
- Dual Side Touch Control
- Front LED Design
- Remote Control

TECHNICAL SPECIFICATIONS:

- Size (mm): 900
- Speed: 3
- Motor Power (in W): 200
- Blower Type: Metallic



Cravia Neo

Motion Sensor Technology

FEATURES:

- Maximum Suction: 1350 m³/hr*
- Baffle Filter
- Dual Side Touch Control
- Remote Control

TECHNICAL SPECIFICATIONS:

- Size (mm): 900
- Speed: 3
- Motor Power (in W): 200
- Blower Type: Metallic



Celia Plus DX 90

FEATURES:

- Maximum Suction: 1250 m³/hr*
- Baffle Filter
- Dual Side Push Button
- Remote Control

TECHNICAL SPECIFICATIONS:

- Size (mm): 900
- Speed: 3
- Motor Power (in W): 200
- Blower Type: Metallic





MaxX Silence

Noise down by 32%. Attention up by 100%.

hindware
MAXX™
SILENCE TECHNOLOGY

Florence



ENERGY EFFICIENT BLDC MOTOR



MOTION SENSOR TECHNOLOGY



THERMAL AUTO CLEAN TECHNOLOGY

FEATURES:

- MaxX Silence Technology
- Energy Efficient BLDC Motor
- Maximum Suction: 1550 m³/hr*
- Filterless Technology
- Touch Control
- 32% Less Noise[^]
- Turbo Speed Option
- Automatic Louvre Opening
- Delay Timer

TECHNICAL SPECIFICATIONS:

- Size (mm): 600/750/900
- Speed: 9
- Motor Power (in W): 150
- Blower Type: Metallic





Optimus Black



Motion Sensor Technology



Thermal Auto Clean Technology

FEATURES:

- MaxX Silence Technology
- Maximum Suction: 1400 m³/hr*
- Filterless Technology
- Touch Control
- 32% Less Noise[^]
- Turbo Speed Option
- Metal Oil Collector Cup

TECHNICAL SPECIFICATIONS:

- Size (mm): 600/900
- Speed: 3 + 1 Turbo Speed
- Motor Power (in W): 145/160
- Blower Type: Metallic
- Also Available in SS (IoT)



Alicia HMS



Motion Sensor Technology



Thermal Auto Clean Technology

FEATURES:

- MaxX Silence Technology
- Maximum Suction: 1350 m³/hr*
- Double Layer SS Filter
- Touch Control
- 32% Less Noise[^]
- Turbo Speed Option
- Metal Oil Collector Cup

TECHNICAL SPECIFICATIONS:

- Size (mm): 600/750/900
- Speed: 3 + 1 Turbo Speed
- Motor Power (in W): 160
- Blower Type: Metallic



Theo Plus



Motion Sensor Technology



Thermal Auto Clean Technology

FEATURES:

- MaxX Silence Technology
- Maximum Suction: 1400 m³/hr*
- Filterless Technology
- Touch Control
- 32% Less Noise[^]
- Turbo Speed Option
- Metal Oil Collector Cup

TECHNICAL SPECIFICATIONS:

- Size (mm): 600/900
- Speed: 3 + 1 Turbo Speed
- Motor Power (in W): 145/160
- Blower Type: Metallic



Zinnia



Motion Sensor Technology



Thermal Auto Clean Technology

FEATURES:

- MaxX Silence Technology
- Maximum Suction: 1350 m³/hr*
- Filterless Technology
- Touch Control
- 32% Less Noise[^]
- Turbo Speed Option
- Metal Oil Collector Cup

TECHNICAL SPECIFICATIONS:

- Size (mm): 600/750/900
- Speed: 3 + 1 Turbo Speed
- Motor Power (in W): 170
- Blower Type: Metallic





MaxX Autoclean

Clean is good. 3x is way better.

hindware
MAXX™
AUTOCLEAN TECHNOLOGY



Titania



MOTION SENSOR TECHNOLOGY



180°C POWERFUL AUTO-CLEAN



2D SUCTION TECHNOLOGY

FEATURES:

- MaxX Autoclean Tehcnology
- Maximum Suction: 1400 m³/hr*
- Filterless Technology
- Touch Control
- Auto Slide Suction Panel
- Real Time Autoclean Temperature Display

TECHNICAL SPECIFICATIONS:

- Size (mm): 600/750/900
- Speed: 3
- Motor Power (in W): 220
- Blower Type: Metallic



Octavia



MOTION SENSOR TECHNOLOGY



180°C POWERFUL AUTO-CLEAN

FEATURES:

- MaxX Autoclean Tehcnology
- Maximum Suction: 1350 m³/hr*
- Filterless Technology
- Touch Control
- Metal Oil Collector Cup
- Real Time Autoclean Temperature Display

TECHNICAL SPECIFICATIONS:

- Size (mm): 600/750/900
- Speed: 3
- Motor Power (in W): 220
- Blower Type: Metallic



Revio MAC



MOTION SENSOR TECHNOLOGY



180°C POWERFUL AUTO-CLEAN

FEATURES:

- MaxX Autoclean Tehcnology
- Maximum Suction: 1500 m³/hr*
- Filterless Technology
- Touch Control
- Metal Oil Collector Cup
- Real Time Autoclean Temperature Display

TECHNICAL SPECIFICATIONS:

- Size (mm): 600/900
- Speed: 3
- Motor Power (in W): 170
- Blower Type: Metallic





BLDC Chimneys

Save electricity & elevate kitchen aesthetics.

Ophelia



FEATURES:

- Energy Efficient BLDC Motor
- Maximum Suction: 1600 m³/hr*
- Filterless Technology
- Touch Control
- Automatic Louvre Opening
- Metal Oil Collector Cup

TECHNICAL SPECIFICATIONS:

- Size (mm): 900
- Speed: 9
- Motor Power (in W): 190
- Blower Type: Metallic



ENERGY EFFICIENT
BLDC MOTOR



MOTION SENSOR
TECHNOLOGY



THERMAL AUTO
CLEAN TECHNOLOGY



Florence



FEATURES:

- MaxX Silence Technology
- Energy Efficient BLDC Motor
- Maximum Suction: 1550 m³/hr*
- Filterless Technology
- Touch Control
- 32% Less Noise[^]
- Turbo Speed Option
- Automatic Louvre Opening
- Delay Timer

TECHNICAL SPECIFICATIONS:

- Size (mm): 600/750/900
- Speed: 9
- Motor Power (in W): 150
- Blower Type: Metallic



ENERGY EFFICIENT
BLDC MOTOR



MOTION SENSOR
TECHNOLOGY



THERMAL AUTO
CLEAN TECHNOLOGY





Serena Plus

FEATURES:

- Maximum Suction: 1550 m³/hr*
- 3D Filter-Less Technology
- Touch Control
- Automatic Louvre Opening
- Metal Oil Collector Cup
- Delay Shut off (3 min)
- Turbo Speed

TECHNICAL SPECIFICATIONS:

- Size (mm): 600/750/900
- Speed: 11
- Motor Power (in W): 190
- Blower Type: Metallic



**ENERGY EFFICIENT
BLDC MOTOR**



**MOTION SENSOR
TECHNOLOGY**



**THERMAL AUTO
CLEAN TECHNOLOGY**



Galaxia Neo

FEATURES:

- Maximum Suction: 1450 m³/hr*
- Filter-Less Technology
- Touch Control
- Metal Oil Collector Cup
- Turbo Speed

TECHNICAL SPECIFICATIONS:

- Size (mm): 600/750/900
- Speed: 9
- Motor Power (in W): 140
- Blower Type: Metallic



**ENERGY EFFICIENT
BLDC MOTOR**



**MOTION SENSOR
TECHNOLOGY**



**THERMAL AUTO
CLEAN TECHNOLOGY**





Autoclean Chimneys

Mealtime prep made easy.





Essence



Motion Sensor Technology



Thermal Auto Clean Technology

FEATURES:

- Maximum Suction: 1350 m³/hr*
- Filter-Less Technology
- Touch Control
- Automatic Louvre Opening
- Metal Oil Collector Cup

TECHNICAL SPECIFICATIONS:

- Size (mm): 600/750/900
- Speed: 3
- Motor Power (in W): 190
- Blower Type: Metallic



Lexia Plus



Motion Sensor Technology



Thermal Auto Clean Technology

FEATURES:

- Maximum Suction: 1550 m³/hr*
- Filter-Less Technology
- Touch Control
- Automatic Louvre Opening
- Metal Oil Collector Cup

TECHNICAL SPECIFICATIONS:

- Size (mm): 600/750/900
- Speed: 3 + 1 Turbo
- Motor Power (in W): 400
- Blower Type: Metallic



Maple Blk



Motion Sensor Technology



Thermal Auto Clean Technology

FEATURES:

- Maximum Suction: 1350 m³/hr*
- Filter-Less Technology
- Touch Control
- Automatic Louvre Opening
- Metal Oil Collector Cup

TECHNICAL SPECIFICATIONS:

- Size (mm): 600/750/900
- Speed: 3
- Motor Power (in W): 190
- Blower Type: Metallic



Delecia



Motion Sensor Technology



Thermal Auto Clean Technology

FEATURES:

- Maximum Suction: 1350 m³/hr*
- Filter-Less Technology
- Touch Control
- Automatic Louvre Opening
- Metal Oil Collector Cup
- Delay Shut off (3 min)

TECHNICAL SPECIFICATIONS:

- Size (mm): 600/750/900
- Speed: 3
- Motor Power (in W): 220
- Blower Type: Metallic





Letizia



Motion Sensor Technology



Thermal Auto Clean Technology

FEATURES:

- Maximum Suction: 1450 m³/hr*
- Filter-Less Technology
- Touch Control
- Automatic Louvre Opening
- Metal Oil Collector Cup

TECHNICAL SPECIFICATIONS:

- Size (mm): 600/900
- Speed: 3
- Motor Power (in W): 220
- Blower Type: Metallic



Aldina



Motion Sensor Technology



Thermal Auto Clean Technology

FEATURES:

- Maximum Suction: 1350 m³/hr*
- Filter-Less Technology
- Touch Control
- Automatic Louvre Opening
- Metal Oil Collector Cup

TECHNICAL SPECIFICATIONS:

- Size (mm): 600/750/900
- Speed: 3
- Motor Power (in W): 200
- Blower Type: Metallic



Adalio



Motion Sensor Technology



Thermal Auto Clean Technology

FEATURES:

- Maximum Suction: 1550 m³/hr*
- Surround Suction Technology
- Superior Finish Titanium Hood
- SS Conical Baffle Filters
- Oil Collector Cup
- Touch Control

TECHNICAL SPECIFICATIONS:

- Size (mm): 600/750/900
- Speed: 3
- Motor Power (in W): 208
- Blower Type: Metallic



Rubella Neo



Motion Sensor Technology



Thermal Auto Clean Technology

FEATURES:

- Maximum Suction: 1300 m³/hr*
- Conical Filter
- Touch Control
- Oil Collector Cup

TECHNICAL SPECIFICATIONS:

- Size (mm): 600/900
- Speed: 3
- Motor Power (in W): 190
- Blower Type: Metallic





Alicia Neo

 Motion Sensor Technology

 Thermal Auto Clean Technology

FEATURES:

- Maximum Suction: 1350 m³/hr*
- Double Layer SS Filter
- Touch Control
- Metal Oil Collector Cup


TECHNICAL SPECIFICATIONS:

- Size (mm): 600/750/900
- Speed: 3
- Motor Power (in W): 210
- Blower Type: Metallic



Darcia

 Motion Sensor Technology

 Thermal Auto Clean Technology

FEATURES:


- Maximum Suction: 1200 m³/hr*
- Filter-Less Technology
- Touch Control
- Metal Oil Collector Cup
- Taper Body Design

TECHNICAL SPECIFICATIONS:

- Size (mm): 600/750/900
- Speed: 3
- Motor Power (in W): 170
- Blower Type: Metallic



Venice

 Thermal Auto Clean Technology

FEATURES:

- Maximum Suction: 1200 m³/hr*
- Filter-Less Technology
- Touch Control
- Metal Oil Collector Cup
- Delay Function

TECHNICAL SPECIFICATIONS:

- Size (mm): 600
- Speed: 3
- Motor Power (in W): 180
- Blower Type: Metallic



Revio Plus

 Motion Sensor Technology

 Thermal Auto Clean Technology

FEATURES:

- Maximum Suction: 1400 m³/hr*
- Baffle Filter
- Touch Control
- Metal Oil Collector Cup

TECHNICAL SPECIFICATIONS:

- Size (mm): 600/900
- Speed: 3
- Motor Power (in W): 150
- Blower Type: Metallic



Cleo Plus

 Motion Sensor Technology

 Thermal Auto Clean Technology

FEATURES:

- Maximum Suction: 1400 m³/hr*
- Baffle Filter
- Touch Control
- Metal Oil Collector Cup
- Also Available in Black

TECHNICAL SPECIFICATIONS:

- Size (mm): 600/900
- Speed: 3
- Motor Power (in W): 150
- Blower Type: Metallic



Advencio

 Anti-Grease 4D Filter

 Thermal Auto Clean Technology

FEATURES:

- Maximum Suction: 1300 m³/hr*
- Touch Control
- Metal Oil Collector Cup
- Motion Sensor Technology

TECHNICAL SPECIFICATIONS:

- Size (mm): 600/900
- Speed: 3
- Motor Power (in W): 160
- Blower Type: Metallic





Celesia



Motion Sensor Technology



Thermal Auto Clean Technology

FEATURES:

- Maximum Suction: 1300 m³/hr*
- Easy Clean Filter
- Filter-Less Technology
- Touch Control
- Metal Oil Collector Cup

TECHNICAL

SPECIFICATIONS:

- Size (mm): 600/900
- Speed: 3
- Motor Power (in W): 160
- Blower Type: Metallic



Oasis



Motion Sensor Technology



Thermal Auto Clean Technology

FEATURES:

- Maximum Suction: 1350 m³/hr*
- Filter-Less Technology
- Touch Control
- Metal Oil Collector Cup
- Also Available in Inox

TECHNICAL

SPECIFICATIONS:

- Size (mm): 600/900
- Speed: 3
- Motor Power (in W): 140
- Blower Type: Metallic



Chromia



Motion Sensor Technology



Thermal Auto Clean Technology

FEATURES:

- Maximum Suction: 1200 m³/hr*
- Filter-Less Technology
- Touch Control
- Metal Oil Collector Cup

TECHNICAL

SPECIFICATIONS:

- Size (mm): 600/750/900
- Speed: 3
- Motor Power (in W): 195
- Blower Type: Metallic



Divina



Motion Sensor Technology



Thermal Auto Clean Technology

FEATURES:

- Maximum Suction: 1200 m³/hr*
- Filter-Less Technology
- Touch Control
- Metal Oil Collector Cup

TECHNICAL

SPECIFICATIONS:

- Size (mm): 600
- Speed: 3
- Motor Power (in W): 170
- Blower Type: Metallic



Zelda



Thermal Auto Clean Technology

FEATURES:

- Maximum Suction: 1100 m³/hr*
- Baffle Filter
- Push Button
- Metal Oil Collector Cup

TECHNICAL

SPECIFICATIONS:

- Size (mm): 600
- Speed: 3
- Motor Power (in W): 150
- Blower Type: Metallic



Claudia



Thermal Auto Clean Technology

FEATURES:

- Maximum Suction: 1200 m³/hr*
- Baffle Filter
- Push Button

TECHNICAL

SPECIFICATIONS:

- Size (mm): 600/900
- Speed: 3
- Motor Power (in W): 150
- Blower Type: Metallic



Decorative Chimneys

Delectable cooking meets designer kitchen.





Melisa Plus

FEATURES:

- Maximum Suction: 1200 m³/hr*
- Baffle Filter
- Touch Control

TECHNICAL

SPECIFICATIONS:

- Size (mm): 600
- Speed: 3
- Motor Power (in W): 220
- Blower Type: Plastic



Delfina Plus

FEATURES:

- Maximum Suction: 1200 m³/hr*
- Baffle Filter
- Push Button

TECHNICAL

SPECIFICATIONS:

- Size (mm): 600/900
- Speed: 3
- Motor Power (in W): 220
- Blower Type: Metallic



Kylis Neo

FEATURES:

- Maximum Suction: 1100 m³/hr*
- Baffle Filter
- Push Button

TECHNICAL

SPECIFICATIONS:

- Size (mm): 600
- Speed: 3
- Motor Power (in W): 145
- Blower Type: Plastic



Fabio

FEATURES:

- Maximum Suction: 1100 m³/hr*
- Baffle Filter
- Push Button

TECHNICAL

SPECIFICATIONS:

- Size (mm): 600
- Speed: 3
- Motor Power (in W): 150
- Blower Type: Plastic



Livia

FEATURES:

- Maximum Suction: 1100 m³/hr*
- Single Baffle Filter
- Push Button

TECHNICAL

SPECIFICATIONS:

- Size (mm): 600
- Speed: 3
- Motor Power (in W): 220
- Blower Type: Plastic



Jupiter Neo

FEATURES:

- Maximum Suction: 1200 m³/hr*
- Baffle Filter
- Push Button
- Premium Black Finish

TECHNICAL

SPECIFICATIONS:

- Size (mm): 600
- Speed: 3
- Motor Power (in W): 203
- Blower Type: Plastic



Myra

FEATURES:

- Maximum Suction: 1000 m³/hr*
- Baffle Filter
- Push Button

TECHNICAL

SPECIFICATIONS:

- Size (mm): 600
- Speed: 3
- Motor Power (in W): 170
- Blower Type: Plastic



Clara Neo Blk IN

FEATURES:

- Maximum Suction: 750 m³/hr*
- Push Button
- Cassette Filter
- Also Available in Inox

TECHNICAL

SPECIFICATIONS:

- Size (mm): 600
- Speed: 3
- Motor Power (in W): 60
- Blower Type: Plastic



Straight-Line Chimneys

Space consumption <<< Smoke consumption

Cordelia



Motion Sensor
Technology



Thermal Auto
Clean Technology

FEATURES:

- Maximum Suction: 1500 m³/hr*
- Filter-Less Technology
- Touch Control

TECHNICAL SPECIFICATIONS:

- Size (mm): 600/750
- Speed: 3
- Motor Power (in W): 200
- Blower Type: Metallic



Scarlet



Motion Sensor
Technology



Thermal Auto
Clean Technology

FEATURES:

- Maximum Suction: 1250 m³/hr*
- Filter-Less Technology
- Touch Control
- Recycling Option

TECHNICAL SPECIFICATIONS:

- Size (mm): 600/710
- Speed: 3
- Motor Power (in W): 200
- Blower Type: Metallic



Free Charcoal Filter

Arcelia

FEATURES:

- Maximum Suction: 1000 m³/hr*
- Filter-Less Technology
- Push Button

TECHNICAL SPECIFICATIONS:

- Size (mm): 600
- Speed: 3
- Motor Power (in W): 2 X 80
- Blower Type: Plastic





Verita PC BF 2M

FEATURES:

- Maximum Suction: 750 m³/hr*
- Baffle Filter
- Push Button
- Also Available Verita PC CF 1M
(Maximum Suction: 450 m³/hr*)

TECHNICAL SPECIFICATIONS:

- Size (mm): 600
- Speed: 3
- Motor Power (in W): 2 X 80
- Blower Type: Plastic



Verita SS BF 2M

FEATURES:

- Maximum Suction: 750 m³/hr*
- Baffle Filter
- Push Button

TECHNICAL SPECIFICATIONS:

- Size (mm): 600
- Speed: 3
- Motor Power (in W): 2 X 80
- Blower Type: Plastic
- Also available in touch variant



Hobs

Flame Faliure Device

Who knew hobs can be stylish & safe? We did.

Camelia 5B 86 CM



FLAME FAILURE DEVICE

FEATURES:

- Auto Ignition
- Cast Iron Pan Support
- Dual Brass Burners
- Metallic Knobs
- Bevel Edge Glass Design
- Scratch Resistant Enameled Drip Trays

TECHNICAL SPECIFICATIONS:

- Size (mm): 865x520x130
- Built-in Size (mm): 820x475
- 8mm Toughened Glass
- 1 Triple Ring, 1 Mini Triple Ring, 3 Semi Rapid Burners



On Toughened Glass



Adonia 4B 80 CM

FEATURES:

- Flame Failure Device
- Auto Ignition
- Cast Iron Pan Support
- Dual Brass Burners
- Metallic Knobs
- Bevel Edge Glass Design
- Scratch Resistant Enameled Drip Trays



On Toughened Glass

TECHNICAL SPECIFICATIONS:

- Size (mm): 800x520x130
- Built-in Size (mm): 685x475
- 8mm Toughened Glass
- 1 Triple Ring, 1 Mini Triple Ring,
2 Semi Rapid Burners



Angela 4B 76 CM

FEATURES:

- Flame Failure Device
- Auto Ignition
- Cast Iron Pan Support
- Dual Brass Burners
- Metallic Knobs
- Bevel Edge Glass Design
- Scratch Resistant Enameled Drip Trays



On Toughened Glass

TECHNICAL SPECIFICATIONS:

- Size (mm): 760x520x130
- Built-in Size (mm): 685x475
- 8mm Toughened Glass
- 1 Triple Ring, 1 Mini Triple Ring,
2 Semi Rapid Burners



Valeria 4B 90 CM

FEATURES:

- Flame Failure Device
- Auto Ignition
- Cast Iron Pan Support
- Dual Brass Burners
- Metallic Knobs
- Bevel Edge Glass Design
- Scratch Resistant Enameled Drip Trays

TECHNICAL SPECIFICATIONS:

- Size (mm): 900x520x130
- Built-in Size (mm): 820x475
- 8mm Toughened Glass
- 1 Triple Ring, 1 Mini Triple Ring, 2 Semi Rapid Burners



On Toughened Glass



Erica 4B 60 CM

FEATURES:

- Flame Failure Device
- Auto Ignition
- Cast Iron Pan Support
- Dual Brass Burners
- Metallic Knobs
- Bevel Edge Glass Design
- Scratch Resistant Enameled Drip Trays

TECHNICAL SPECIFICATIONS:

- Size (mm): 600x520x130
- Built-in Size (mm): 555x475
- 8mm Toughened Glass
- 1 Triple Ring, 1 Mini Triple Ring, 2 Semi Rapid Burners



On Toughened Glass



Siena 3B 78 CM

FEATURES:

- Flame Failure Device
- Auto Ignition
- Cast Iron Pan Support
- Dual Brass Burners
- Metallic Knobs
- Bevel Edge Glass Design
- Scratch Resistant Enameled Drip Trays

TECHNICAL SPECIFICATIONS:

- Size (mm): 780x450x130
- Built-in Size (mm): 685x400
- 8mm Toughened Glass
- 1 Triple Ring, 1 Mini Triple Ring, 1 Semi Rapid Burner



On Toughened Glass



Cassia 3B 60 CM

FEATURES:

- Flame Failure Device
- Auto Ignition
- Cast Iron Pan Support
- Dual Brass Burners
- Metallic Knobs
- Bevel Edge Glass Design
- Scratch Resistant Enameled Drip Trays

TECHNICAL SPECIFICATIONS:

- Size (mm): 600x520x130
- Built-in Size (mm): 555x475
- 8mm Toughened Glass
- 1 Triple Ring, 1 Mini Triple Ring, 1 Semi Rapid Burner

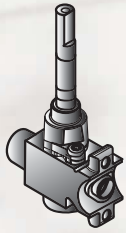


On Toughened Glass

MaxX

Safe Technology

Dual brass burner for faster meal prep.



hindware
MAXX
SAFE TECHNOLOGY





TULIP 5B 90CM

FEATURES:

- MaxX Safe Technology
- Anti-Leak SABAF Valve
- Heavy Duty SABAF Burner
- Cast Iron Pan Support
- Enameled Drip Trays
- Auto Ignition

TECHNICAL SPECIFICATIONS:

- Size (mm): 900x525x125
- Built-in Size (mm): 825x475
- 8mm Toughened Glass
- 1 Triple Ring, 1 Rapid, 3 Semi Rapid Burners



On Valve Glass & Brass Burner



Free Cast Iron Wok Support



TULIP 4B 80 CM

FEATURES:

- MaxX Safe Technology
- Anti-Leak SABAF Valve
- Heavy Duty SABAF Burner
- Cast Iron Pan Support
- Enameled Drip Trays
- Auto Ignition

TECHNICAL SPECIFICATIONS:

- Size (mm): 800x525x142
- Built-in Size (mm): 705x475
- 8mm Toughened Glass
- 1 Triple Ring, 1 Rapid, 2 Semi Rapid Burners



On Valve Glass & Brass Burner



Free Cast Iron Wok Support



TULIP RH 4B 78 CM

FEATURES:

- MaxX Safe Technology
- Anti-Leak SABAF Valve
- Heavy Duty SABAF Burner
- Cast Iron Pan Support
- Enameled Drip Trays
- Auto Ignition

TECHNICAL SPECIFICATIONS:

- Size (mm): 780x525x125
- Built-in Size (mm): 685x475
- 8mm Toughened Glass
- 1 Triple Ring, 1 Rapid, 2 Semi Rapid Burners



On Valve Glass & Brass Burner



Free Cast Iron Wok Support



TULIP 4B 65 CM

FEATURES:

- MaxX Safe Technology
- Anti-Leak SABAF Valve
- Heavy Duty SABAF Burner
- Cast Iron Pan Support
- Enameled Drip Trays
- Auto Ignition

TECHNICAL SPECIFICATIONS:

- Size (mm): 650x525x125
- Built-in Size (mm): 555x475
- 8mm Toughened Glass
- 1 Triple Ring, 1 Rapid, 2 Semi Rapid Burners



On Valve Glass & Brass Burner



Free Cast Iron Wok Support



TULIP 3B 78 CM

FEATURES:

- MaxX Safe Technology
- Anti-Leak SABAF Valve
- Heavy Duty SABAF Burner
- Cast Iron Pan Support
- Enameled Drip Trays
- Auto Ignition

TECHNICAL SPECIFICATIONS:

- Size (mm): 780x450x125
- Built-in Size (mm): 685x405
- 8mm Toughened Glass
- 1 Triple Ring, 1 Rapid, 1 Semi Rapid Burner



On Valve Glass & Brass Burner



Free Cast Iron Wok Support



TULIP 3B 65 CM

FEATURES:

- MaxX Safe Technology
- Anti-Leak SABAF Valve
- Heavy Duty SABAF Burner
- Cast Iron Pan Support
- Enameled Drip Trays
- Auto Ignition

TECHNICAL SPECIFICATIONS:

- Size (mm): 650x525x125
- Built-in Size (mm): 555x475
- 8mm Toughened Glass
- 1 Triple Ring, 1 Rapid, 1 Semi Rapid Burner



On Valve Glass & Brass Burner



Free Cast Iron Wok Support

Designer Hobs

Ever heard of designer brass burners? Now you have.





Aster 5B 86 CM



**4D FLAME
TECHNOLOGY**

FEATURES:

- Designer Brass Burners
- Cast Iron Pan Support
- Matt Finish Drip Tray
- Metallic Knobs
- Auto Ignition

TECHNICAL SPECIFICATIONS:

- Size (mm): 865x520x138
- Built-in Size (mm): 820x475
- 8mm Toughened Glass
- 1 Triple Ring, 1 Mini Triple Ring,
3 Semi Rapid Burners



On Toughened Glass



Aster 4B 90 CM



**4D FLAME
TECHNOLOGY**

FEATURES:

- Designer Brass Burners
- Cast Iron Pan Support
- Matt Finish Drip Tray
- Metallic Knobs
- Auto Ignition

TECHNICAL SPECIFICATIONS:

- Size (mm): 900x520x138
- Built-in Size (mm): 820x475
- 8mm Toughened Glass
- 1 Triple Ring, 1 Mini Triple Ring,
2 Semi Rapid Burners



On Toughened Glass



Aster 4B 80 CM



**4D FLAME
TECHNOLOGY**

FEATURES:

- Designer Brass Burners
- Cast Iron Pan Support
- Matt Finish Drip Tray
- Metallic Knobs
- Auto Ignition

TECHNICAL SPECIFICATIONS:

- Size (mm): 800x520x138
- Built-in Size (mm): 685x475
- 8mm Toughened Glass
- 1 Triple Ring, 1 Mini Triple Ring,
2 Semi Rapid Burners



On Toughened Glass



Aster 4B 76 CM



4d Flame
Technology

FEATURES:

- Designer Brass Burners
- Cast Iron Pan Support
- Matt Finish Drip Tray
- Metallic Knobs
- Auto Ignition

TECHNICAL SPECIFICATIONS:

- Size (mm): 760x520x138
- Built-in Size (mm): 685x475
- 8mm Toughened Glass
- 1 Triple Ring, 1 Mini Triple Ring,
2 Semi Rapid Burners



On Toughened Glass



Aster 4B 60CM



4d Flame
Technology

FEATURES:

- Designer Brass Burners
- Cast Iron Pan Support
- Matt Finish Drip Tray
- Metallic Knobs
- Auto Ignition

TECHNICAL SPECIFICATIONS:

- Size (mm): 600x520x138
- Built-in Size (mm): 555x475
- 8mm Toughened Glass
- 1 Triple Ring, 1 Mini Triple Ring,
2 Semi Rapid Burners



On Toughened Glass



Aster 3B 78



4d Flame
Technology

FEATURES:

- Designer Brass Burners
- Cast Iron Pan Support
- Matt Finish Drip Tray
- Metallic Knobs
- Auto Ignition

TECHNICAL SPECIFICATIONS:

- Size (mm): 780x450x138
- Built-in Size (mm): 685x400
- 8mm Toughened Glass
- 1 Triple Ring, 1 Mini Triple Ring,
1 Semi Rapid Burners



On Toughened Glass



Aster 3B 60 CM



4d Flame
Technology

FEATURES:

- Designer Brass Burners
- Cast Iron Pan Support
- Matt Finish Drip Tray
- Metallic Knobs
- Auto Ignition

TECHNICAL SPECIFICATIONS:

- Size (mm): 600x520x138
- Built-in Size (mm): 555x475
- 8mm Toughened Glass
- 1 Triple Ring, 1 Mini Triple Ring,
1 Semi Rapid Burners



On Toughened Glass



Hazel 5B 86 CM



Flame Guard
Pan Support

FEATURES:

- Full Brass Burners
- Black Finish Drip Tray
- Metallic Knobs
- Auto Ignition

TECHNICAL SPECIFICATIONS:

- Size (mm): 860x520x135
- Built-in Size (mm): 825x475
- 8mm Toughened Glass
- 1 Triple Ring, 1 Mini Triple Ring,
3 Semi Rapid Burners



On Toughened Glass



Hazel 4B 86 CM



Flame Guard
Pan Support

FEATURES:

- Full Brass Burners
- Black Finish Drip Tray
- Metallic Knobs
- Auto Ignition

TECHNICAL SPECIFICATIONS:

- Size (mm): 860x520x135
- Built-in Size (mm): 825x475
- 8mm Toughened Glass
- 2 Mini Triple Ring,
2 Semi Rapid Burners



On Toughened Glass



Hazel 4B 75 CM



Flame Guard
Pan Support

FEATURES:

- Full Brass Burners
- Black Finish Drip Tray
- Metallic Knobs
- Auto Ignition

TECHNICAL SPECIFICATIONS:

- Size (mm): 750x520x135
- Built-in Size (mm): 685x475
- 8mm Toughened Glass
- 2 Mini Triple Ring,
2 Semi Rapid Burners



On Toughened Glass



Hazel 4B 60 CM



Flame Guard
Pan Support

FEATURES:

- Full Brass Burners
- Black Finish Drip Tray
- Metallic Knobs
- Auto Ignition

TECHNICAL SPECIFICATIONS:

- Size (mm): 600x520x135
- Built-in Size (mm): 555x475
- 8mm Toughened Glass
- 2 Mini Triple Ring,
2 Semi Rapid Burners



On Toughened Glass



Hazel 3B 75 CM



Flame Guard
Pan Support

FEATURES:

- Full Brass Burners
- Black Finish Drip Tray
- Metallic Knobs
- Auto Ignition

TECHNICAL SPECIFICATIONS:

- Size (mm): 750x450x135
- Built-in Size (mm): 685x405
- 8mm Toughened Glass
- 2 Mini Triple Ring,
1 Semi Rapid Burners



On Toughened Glass



Hazel 3B 60 CM



Flame Guard
Pan Support

FEATURES:

- Full Brass Burners
- Black Finish Drip Tray
- Metallic Knobs
- Auto Ignition

TECHNICAL SPECIFICATIONS:

- Size (mm): 600x520x135
- Built-in Size (mm): 555x475
- 8mm Toughened Glass
- 1 Mini Triple Ring,
2 Semi Rapid Burners



On Toughened Glass



Hazel 2B HZ CM



Flame Guard
Pan Support

FEATURES:

- Full Brass Burners
- Black Finish Drip Tray
- Metallic Knobs
- Auto Ignition

TECHNICAL SPECIFICATIONS:

- Size (mm): 750x450x135
- Built-in Size (mm): 685x405
- 8mm Toughened Glass
- 1 Triple Ring,
1 Semi Rapid Burner



On Toughened Glass



Hazel 2B VT CM



Flame Guard
Pan Support

FEATURES:

- Full Brass Burners
- Black Finish Drip Tray
- Metallic Knobs
- Auto Ignition

TECHNICAL SPECIFICATIONS:

- Size (mm): 300x520x135
- Built-in Size (mm): 255x475
- 8mm Toughened Glass
- 1 Triple Ring,
1 Semi Rapid Burner



On Toughened Glass



Laura White 4B 76CM

FEATURES:

- Designer Brass Burners
- Cast Iron Pan Supports
- Metallic Knobs
- SS Matt Finish Drip Trays
- Auto Ignition



On Toughened Glass

TECHNICAL SPECIFICATIONS:

- Size (mm): 760x520x130
- Built-in Size (mm): 685x475
- 8mm Toughened Glass
- 1 Triple Ring, 1 Mini Triple Ring,
1 Double Ring, 1 Semi Rapid Burner



Bravia White 4B 80 CM

FEATURES:

- Designer Brass Burners
- Cast Iron Pan Supports
- Metallic Knobs
- SS Matt Finish Drip Trays
- Auto Ignition



On Toughened Glass

TECHNICAL SPECIFICATIONS:

- Size (mm): 800x520x130
- Built-in Size (mm): 685x475
- 8mm Toughened Glass
- 1 Triple Ring, 1 Mini Triple Ring,
2 Semi Rapid Burners



Elisa White 3B 78 CM

FEATURES:

- Designer Brass Burners
- Cast Iron Pan Supports
- Metallic Knobs
- SS Matt Finish Drip Trays
- Auto Ignition



On Toughened Glass

TECHNICAL SPECIFICATIONS:

- Size (mm): 780x450x130
- Built-in Size (mm): 685x400
- 8mm Toughened Glass
- 1 Triple Ring, 1 Mini Triple Ring,
1 Semi Rapid Burners



Diva Plus 5B 87 CM

FEATURES:

- Designer Brass Burners
- Cast Iron Pan Support
- Metallic Knobs
- Auto Ignition



On Toughened Glass

TECHNICAL SPECIFICATIONS:

- Size (mm): 865x520x130
- Built-in Size (mm): 820x475
- 8mm Toughened Glass
- 1 Triple Ring, 1 Mini Triple Ring,
3 Semi Rapid Burners



Andrea 4B 90 CM

FEATURES:

- Designer Brass Burners
- Cast Iron Pan Supports
- Metallic Knobs
- SS Matt Finish Drip Trays
- Auto Ignition

TECHNICAL SPECIFICATIONS:

- Size (mm): 900x520x130
- Built-in Size (mm): 820x475
- 8mm Toughened Glass
- 1 Triple Ring, 1 Mini Triple Ring, 2 Semi Rapid Burners



On Toughened Glass



Bravia Plus 4B 80 CM

FEATURES:

- Designer Brass Burners
- Cast Iron Pan Supports
- Metallic Knobs
- SS Matt Finish Drip Trays
- Auto Ignition

TECHNICAL SPECIFICATIONS:

- Size (mm): 800x502x130
- Built-in Size (mm): 685x475
- 8mm Toughened Glass
- 1 Triple Ring, 1 Mini Triple Ring, 2 Semi Rapid Burners



On Toughened Glass



Laura 4B 76 CM

FEATURES:

- Designer Brass Burners
- Cast Iron Pan Supports
- Metallic Knobs
- SS Matt Finish Drip Trays
- Auto Ignition
- Also Available in 90 CM

TECHNICAL SPECIFICATIONS:

- Size (mm): 760x520x130
- Built-in Size (mm): 685x475
- 8mm Toughened Glass
- 1 Triple Ring, 1 Mini Triple Ring, 1 Rapid, 1 Semi Rapid Burner



On Toughened Glass



Flora Plus 4B 60 CM

FEATURES:

- Designer Brass Burners
- Cast Iron Pan Supports
- Metallic Knobs
- SS Matt Finish Drip Trays
- Auto Ignition

TECHNICAL SPECIFICATIONS:

- Size (mm): 600x520x130
- Built-in Size (mm): 555x475
- 8mm Toughened Glass
- 1 Triple Ring, 1 Mini Triple Ring, 2 Semi Rapid Burners



On Toughened Glass



Arena 3B 78 CM

FEATURES:

- Designer Brass Burners
- Cast Iron Pan Supports
- Metallic Knobs
- SS Matt Finish Drip Trays
- Auto Ignition

TECHNICAL SPECIFICATIONS:

- Size (mm): 780x450x130
- Built-in Size (mm): 685x400
- 8mm Toughened Glass
- 2 Mini Triple Ring,
1 Semi Rapid Burner



On Toughened Glass



Elisa Plus 3B 78 CM

FEATURES:

- Designer Brass Burners
- Cast Iron Pan Supports
- Metallic Knobs
- SS Matt Finish Drip Trays
- Auto Ignition

TECHNICAL SPECIFICATIONS:

- Size (mm): 780x450x130
- Built-in Size (mm): 685x400
- 8mm Toughened Glass
- 1 Triple Ring, 1 Mini Triple Ring,
1 Semi Rapid Burner



On Toughened Glass



Gloria Plus 3B 60 CM

FEATURES:


- Designer Brass Burners
- Cast Iron Pan Supports
- Metallic Knobs
- SS Matt Finish Drip Trays
- Auto Ignition

TECHNICAL SPECIFICATIONS:

- Size (mm): 600x520x130
- Built-in Size (mm): 555x475
- 8mm Toughened Glass
- 1 Triple Ring, 1 Mini Triple Ring,
1 Semi Rapid Burner



On Toughened Glass



Verona Plus 4B 80CM

FEATURES:


- Designer Brass Burners
- Cast Iron Pan Support
- Auto Ignition



On Toughened Glass

TECHNICAL SPECIFICATIONS:

- Size (mm): 800x520x130
- Built-in Size (mm): 685x475
- 8mm Toughened Glass
- 2 Mini Triple Ring, 1 Rapid, 1 Semi Rapid Burner



Amelia Plus 4B 76CM

FEATURES:

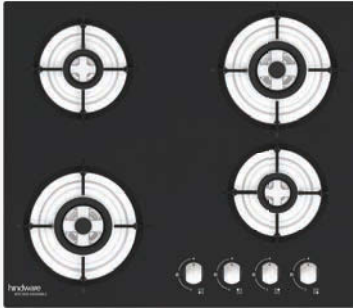
- Designer Brass Burners
- Cast Iron Pan Support
- Auto Ignition



On Toughened Glass

TECHNICAL SPECIFICATIONS:

- Size (mm): 760x520x130
- Built-in Size (mm): 685x475
- 8mm Toughened Glass
- 2 Mini Triple Ring, 1 Rapid, 1 Semi Rapid Burner



Sara Plus 4B 60CM

FEATURES:

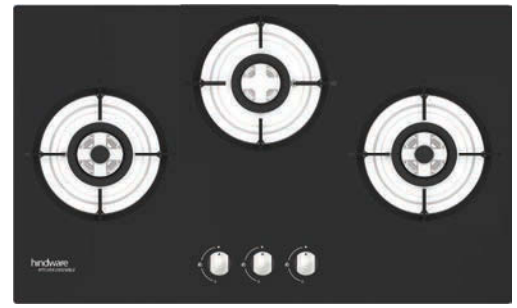
- Designer Brass Burners
- Cast Iron Pan Support
- Auto Ignition



On Toughened Glass

TECHNICAL SPECIFICATIONS:

- Size (mm): 600x520x130
- Built-in Size (mm): 555x475
- 8mm Toughened Glass
- 2 Mini Triple Ring, 2 Semi Rapid Burner



Ella Plus 3B 75CM

FEATURES:

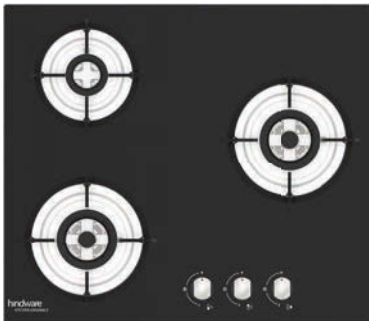
- Designer Brass Burners
- Cast Iron Pan Support
- Auto Ignition



On Toughened Glass

TECHNICAL SPECIFICATIONS:

- Size (mm): 750x450x130
- Built-in Size (mm): 685x400
- 8mm Toughened Glass
- 2 Mini Triple Ring, 1 Rapid Burner



Nora Plus 3B 60CM

FEATURES:

- Designer Brass Burners
- Cast Iron Pan Support
- Auto Ignition



On Toughened Glass

TECHNICAL SPECIFICATIONS:

- Size (mm): 600x520x130
- Built-in Size (mm): 555x475
- 8mm Toughened Glass
- 2 Mini Triple Ring, 1 Semi Rapid Burner



Athena SS

FEATURES:

- Designer Brass Burners
- Cast Iron Pan Support
- Metallic Knobs
- High Quality Stainless Steel Body
- Auto Ignition


TECHNICAL SPECIFICATIONS:

- Size (mm): 580x510x130
- Built-in Size (mm): 560x475
- 1 Triple Ring, 1 Mini Triple Ring, 1 Semi Rapid, 1 Auxiliary Burner

Sleek Top

Sleek and sophisticated.





ROZIA 4B 76 CM



Slim and Stylish Design

FEATURES:


- Designer Brass Burners
- Spill Proof Design
- Cast Iron Pan Support
- Auto Ignition

TECHNICAL SPECIFICATIONS:

- Size (mm): 760x520x28
- 6mm Toughened Glass
- 1 Mini Triple Ring, 1 Rapid, 2 Semi Rapid Burners



On Toughened Glass



ROZIA 3B 76 CM



Slim and Stylish Design

FEATURES:


- Designer Brass Burners
- Spill Proof Design
- Cast Iron Pan Support
- Auto Ignition

TECHNICAL SPECIFICATIONS:

- Size (mm): 760x450x28
- 6mm Toughened Glass
- 1 Mini Triple Ring, 1 Rapid, 1 Semi Rapid Burner



On Toughened Glass



ROZIA 3B 60 CM



Slim and Stylish Design

FEATURES:


- Designer Brass Burners
- Spill Proof Design
- Cast Iron Pan Support
- Auto Ignition

TECHNICAL SPECIFICATIONS:

- Size (mm): 600x520x28
- 6mm Toughened Glass
- 1 Mini Triple Ring, 1 Rapid, 1 Semi Rapid Burner



On Toughened Glass



ROZIA 4B 65 CM



Slim and Stylish Design

FEATURES:

- Designer Brass Burners
- Spill Proof Design
- Cast Iron Pan Support
- Auto Ignition

TECHNICAL SPECIFICATIONS:

- Size (mm): 650x520x28
- 6mm Toughened Glass
- 1 Mini Triple Ring, 1 Rapid, 2 Semi Rapid Burners



On Toughened Glass

Built-In Oven

Cooking made stylish.



hindware
KITCHEN ENSEMBLE

⊙ | P | ☆ | ⊙ | - | + | F | ☆

Orcus



 EASY CLEAN

 ROTISSERIE












FEATURES:

- 12 Cooking Functions
- Digital Display
- Touch Control
- Convection & Grill
- Telescopic Rail
- Child Lock
- 5 Shelf Levels
- Easy Clean Cavity
- Easy Clean Drip Tray
- Cooling Fan
- Triple Layer Glazed Glass door

TECHNICAL SPECIFICATIONS:

- Size (mm): 595x575x595
- Built-in Size (mm): 565x585x598
- 80 Litres
- Temperature: 250 degrees

COOKING FUNCTIONS:

-  Defrost
-  Top Heat
-  Convection
-  Conventional + Fan
-  Full Grill
-  Half Grill
-  Full Grill + Fan
-  Full Grill + Rotisserie
-  Full Grill + Rotisserie + Fan
-  Circular Heating + Fan
-  Pizza
-  Bottom Heating

Magnus



 NEXT GENERATION ROTISSERIE

 BARBEQUE STICKS














FEATURES:

- 13 Cooking Functions
- Digital Display
- Touch with Mechanical Control
- Convection & Grill
- Telescopic Rail
- Child Lock
- Non-Stick Drip Tray
- Cooling Fan
- 6 Barbeque Sticks
- Triple Layer Toughened Glass Oven Door

TECHNICAL SPECIFICATIONS:

- Size (mm): 595x566x595
- Built-in Size (mm): 560x550x590
- 72 Litres
- Temperature: 250 degrees

COOKING FUNCTIONS:

-  Conventional
-  Convection
-  ECO
-  Conventional + Fan
-  Radiant Heat
-  Double Grill + Fan
-  Lamp
-  Double Grill
-  Pizza
-  Bottom Heat
-  Defrost
-  Dough Proving
-  Meat Probe



 **ROTISSERIE**

Helios White












FEATURES:

- 11 Cooking Functions
- Digital Display
- Touch Control
- Convection & Grill
- Telescopic Slide Tray
- Non-Stick Drip Tray
- Cooling Fan
- Child Lock
- Triple Layer Toughened Glass Oven Door

TECHNICAL SPECIFICATIONS:

- Size (mm): 595x546x595
- Built-in Size (mm): 560x550x589
- 67 Litres
- Temperature: 250 degrees

COOKING FUNCTIONS:

-  Defrost
-  Full Top heating + Rotisserie
-  Top heating + Rotisserie
-  Full Top heating + Fan
-  Bottom Heating + Rotisserie
-  Top & Bottom heating + Fan
-  Circular Heating + Fan
-  Top & Bottom Heating + Rotisserie
-  Bottom Heating with Fan
-  Double Grill + Fan
-  Top inner heating + Circle + Fan



 **ROTISSERIE**

Helios Black












FEATURES:

- 11 Cooking Functions
- Digital Display
- Touch Control
- Convection & Grill
- Telescopic Slide Tray
- Non-Stick Drip Tray
- Cooling Fan
- Child Lock
- Triple Layer Toughened Glass Oven Door

TECHNICAL SPECIFICATIONS:

- Size (mm): 595x546x595
- Built-in Size (mm): 560x550x589
- 67 Litres
- Temperature: 250 degrees

COOKING FUNCTIONS:

-  Defrost
-  Full Top heating + Rotisserie
-  Top heating + Rotisserie
-  Full Top heating + Fan
-  Bottom Heating + Rotisserie
-  Top & Bottom heating + Fan
-  Circular Heating + Fan
-  Top & Bottom Heating + Rotisserie
-  Bottom Heating with Fan
-  Double Grill + Fan
-  Top inner heating + Circle + Fan









Platinum Plus

FEATURES:

- 8 Cooking Functions
- Digital Display
- Mechanical Control with One Touch Timer Operation
- Convection & Grill
- Non-Stick Drip Tray
- Cooling Fan
- Child Lock
- Double Layer Glazed Glass Oven Door
- Adjustable Grill for easy cleaning
- Push Pull Illuminated Controls
- Illuminated Chamber


COOKING FUNCTIONS:

-  Defrost
-  Convection + Rotisserie
-  Fan Assisted Convection
-  Medium Grill
-  Total Grill + Rotisserie
-  Total Grill + Rotisserie + Fan
-  Bottom Heating with Fan
-  Lamp

TECHNICAL SPECIFICATIONS:

- Size (mm): 595x546x595
- Built-in Size (mm): 560x550x589
- 67 Litres
- Temperature: 250 degrees

 **ROTISSERIE**











Orion

FEATURES:

- 8 Cooking Functions
- Mechanical Control
- Convection & Grill
- Non-Stick Drip Tray
- Cooling Fan
- Digital Display
- Double Layer Toughened Glass Oven Door

COOKING FUNCTIONS:

-  Defrost
-  Convection + Rotisserie
-  Fan Assisted Convection
-  Medium Grill
-  Total Grill + Rotisserie
-  Total Grill + Rotisserie + Fan
-  Bottom Heating with Fan
-  Lamp

TECHNICAL SPECIFICATIONS:

- Size (mm): 595x575x595
- Built-in Size (mm): 560x570x600
- 70 Litre
- Temperature: 250 degrees

 **ROTISSERIE**






Elegance

FEATURES:

- 5 Cooking Functions
- Mechanical Control
- Convection & Grill
- Non-Stick Drip Tray
- Cooling Fan

COOKING FUNCTIONS:

-  Defrost
-  Fan Assisted Convection
-  Grill Small
-  Double Grill + Fan
-  Lamp

TECHNICAL SPECIFICATIONS:

- Size (mm): 595x575x595
- Built-in Size (mm): 560x570x600
- 70 Litres
- Temperature: 250 degrees











Royal Classic

FEATURES:

- 8 Cooking Functions
- Convection & Grill
- Mechanical Control
- Non-Stick Drip Tray
- Cooling Fan
- Fan Heat Mode
(150 degree in 4 Min)
- Push Pull Illuminated Controls
- Child Lock
- Double Glazed Door
- Adjustable Grill for easy cleaning
- Illuminated Chamber
- Double Layer Glazed
Glass Oven Door

COOKING FUNCTIONS:

-  Defrost
-  Convection + Rotisserie
-  Fan Assisted Convection
-  Medium Grill
-  Total Grill + Rotisserie
-  Total Grill + Rotisserie + Fan
-  Bottom Heating with Fan
-  Lamp

TECHNICAL SPECIFICATIONS:

- Size (mm): 595x546x595
- Built-in Size (mm): 560x550x589
- 67 Litres
- Temperature: 250 degrees








Dignus



FEATURES:

- 5 Cooking Functions
- Mechanical Control
- Convection & Grill
- Non-Stick Drip Tray
- Cooling Fan

COOKING FUNCTIONS:

-  Defrost
-  Fan Assisted Convection
-  Grill Small
-  Double Grill + Fan
-  Lamp

TECHNICAL SPECIFICATIONS:

- Size (mm): 595x575x595
- Built-in Size (mm): 560x570x600
- 70 Litres
- Temperature: 250 degrees






Eldora



FEATURES:

- 5 Cooking Functions
- Convection & Grill
- Mechanical Control
- Non-Stick Drip Tray
- Cooling Fan
- 120 Min Timer
- Viewing Window
- Double Layer Glazed Glass Oven Door

COOKING FUNCTIONS:

-  Defrost
-  Fan Assisted Convection
-  Grill Small
-  Double Grill + Fan
-  Lamp

TECHNICAL SPECIFICATIONS:

- Size (mm): 595x546x595
- Built-in Size (mm): 560x550x589
- 67 Litres
- Temperature: 250 degrees

Built-In Microwaves

Now heating your food its own cool quotient.





Marvello White



Timer



Child Safety Lock

FEATURES:

- 6 Auto Cook Menus
- Modes: Microwave, Grill, Convection & Combination
- Digital Display
- Touch Control
- Stainless Steel Cavity

TECHNICAL SPECIFICATIONS:

- Size (mm): 592x530x390
- Built-in Size (mm): 566x550x370
- 31 Litres
- Max Cooking Time: 90 Min



Marvello Black



Timer



Child Safety Lock

FEATURES:

- 6 Auto Cook Menus
- Modes: Microwave, Grill, Convection & Combination
- Digital Display
- Touch Control
- Stainless Steel Cavity

TECHNICAL SPECIFICATIONS:

- Size (mm): 592x530x390
- Built-in Size (mm): 566x550x370
- 31 Litres
- Max Cooking Time: 90 Min



Carlo



Timer



Child Safety Lock

FEATURES:

- 6 Auto Cook Menus
- Modes: Microwave, Grill, Convection & Combination
- Digital Display
- Push Button
- Stainless Steel Cavity
- Brushed Stainless Steel Body

TECHNICAL SPECIFICATIONS:

- Size (mm): 592x530x390
- Built-in Size (mm): 566x550x370
- 31 Litres
- Max Cooking Time: 90 Min



Savio



Timer



Child Safety Lock

FEATURES:

- 6 Auto Cook Menus
- Modes: Microwave, Grill, Convection & Combination
- Digital Display
- Touch Control
- Stainless Steel Cavity
- Brushed Stainless Steel Body

TECHNICAL SPECIFICATIONS:

- Size (mm): 592x455x390
- Built-in Size (mm): 566x550x370
- 27 Litres
- Max Cooking Time: 90 Min



Loreto



Timer



Child Safety Lock

FEATURES:

- 8 Auto Cook Menus
- Modes: Microwave, Grill, & Combination
- Digital Display
- Push Button
- Mechanical Knob Control
- Stainless Steel Cavity

TECHNICAL SPECIFICATIONS:

- Size (mm): 595x370x390
- Built-in Size (mm): 560x410x365
- 25 Litres
- Max Cooking Time: 95 Min



Sprio



Timer



Child Safety Lock

FEATURES:

- 9 Auto Cook Menus
- Modes: Microwave, Grill, & Combination
- Push Button
- Stainless Steel Cavity

TECHNICAL SPECIFICATIONS:

- Size (mm): 595x370x390
- Built-in Size (mm): 560x350x365
- 22 Litres
- Max Cooking Time: 95 Min

Cooking Range

Designed to give your kitchen a modern air.





Dona FB 5B

FEATURES:

- 5 Full Brass Defendi Burners
- Flame Failure Device
- Metallic Knobs
- Cast Iron Pan Support
- Safety Device in Oven
- Elegant Matt Finish with Toughened Glass Door

TECHNICAL SPECIFICATIONS:

- Size (mm): 900x600x850
- 130 Litres

 **ROTISSERIE**



Dona FB 4B

FEATURES:

- 4 Full Brass Defendi Burners
- Flame Failure Device
- Metallic Knobs
- Cast Iron Pan Support
- Safety Device in Oven
- Elegant Matt Finish with Toughened Glass Door

TECHNICAL SPECIFICATIONS:

- Size (mm): 600x600x850
- 80 Litres


 **ROTISSERIE**



hindware
smart appliances

Dishwasher

Anti-bacteria tech for super clean dishes.



Calico

(Free Standing)

FEATURES:

- Capacity: 14 Place Setting
- 8 Preset Functions
- Touch Control with LED Display
- Stainless Steel Interior
- Child Lock
- Upto 24 hrs. Delay Start
- Anti-Bacterial Wash
- Dual Zone Wash
- Height Adjustable Upper Basket
- Extra Drying and Express Function
- A++ Energy Efficiency

TECHNICAL SPECIFICATIONS:

- Size (mm): 598x600x845



AUTO CLEAN



Marcelo

(Free Standing)

FEATURES:

- Capacity: 12 Place Setting
- 6 Preset Functions
- Push Button
- Stainless Steel Interior
- Child Lock
- Water Overflow Protection
- Delay Start (3/6/9 hours)
- Half Load Function

TECHNICAL SPECIFICATIONS:

- Size (mm): 598x600x845



AUTO CLEAN





Polaris (Table Top)



FEATURES:

- Capacity: 8 Place Setting
- 6 Preset Functions
- Push Button
- Stainless Steel Interior
- Refill Indicator
- A++ Energy Efficiency

TECHNICAL SPECIFICATIONS:

- Size (mm): 598x550x815



Intensive



Normal



Eco



Auto Clean



1 Hour



Rapid



Fredo (Fully Built-in)



FEATURES:

- Capacity: 12 Place Setting
- 7 Preset Functions
- Push Button
- Stainless Steel Interior
- Child Lock
- Upto 24 hrs. Delay Start
- Half load Function
- A++ Energy Efficiency

TECHNICAL SPECIFICATIONS:

- Size (mm): 598x550x815
- Built-in Size (mm): 600x560x820



Intensive



Normal



Eco



Glass



Auto Clean



Rapid



Soak



Italo (Free Standing)

FEATURES:

- Capacity: 12 Place Setting
- 4 Preset Functions
- Push Button
- Stainless Steel Interior
- Child Lock
- Half load Function
- A+ Energy Efficiency

TECHNICAL SPECIFICATIONS:

- Size (mm): 598x570x815



Intensive



Normal



Eco



Glass



Emilio (Semi Built-in)



FEATURES:

- Capacity: 12 Place Setting
- 7 Preset Functions
- Push Button
- Stainless Steel Interior
- Child Lock
- Half load Function
- A+ Energy Efficiency

TECHNICAL SPECIFICATIONS:

- Size (mm): 598x570x815
- Built-in Size (mm): 600x580x820



Intensive



Normal



Eco



Glass



Auto Clean



Rapid



Soak

Cooktop

Cooking is a ceremony. Allow us to set a stage.





Coral 4B



Flame Guard
Pan Support

FEATURES:

- Forged Brass Burner
- Multi Function Select Valve
- Elegant Metallic Knob
- SS Drip Tray
- Also Available in Auto Ignition

TECHNICAL SPECIFICATIONS:

- Size (mm): 707x500x105
- 7mm Toughened Glass



On Toughened Glass
& Forged Brass Burner



Coral 3B



Flame Guard
Pan Support

FEATURES:

- Forged Brass Burner
- Multi Function Select Valve
- Elegant Metallic Knob
- SS Drip Tray
- Also Available in Auto Ignition

TECHNICAL SPECIFICATIONS:

- Size (mm): 755x430x105
- 7mm Toughened Glass



On Toughened Glass
& Forged Brass Burner



Vego 3B

FEATURES:

- Toughened Glass with Mirro Line Border
- Black Body Finish
- Chrome Finish Metallic Knob
- Sturdy Pan Support
- Chrome Finish SS Drip Trays
- Forged Brass Burners
- Also Available in Auto Ignition

TECHNICAL SPECIFICATIONS:

- Size (mm): 770x428x147
- 8mm Toughened Glass



On Toughened Glass
& Forged Brass Burner



Vego 4B

FEATURES:

- Toughened Glass with Mirro Line Border
- Black Body Finish
- Chrome Finish Metallic Knob
- Sturdy Pan Support
- Chrome Finish SS Drip Trays
- Forged Brass Burners
- Also Available in Auto Ignition

TECHNICAL SPECIFICATIONS:

- Size (mm): 635x545x147
- 8mm Toughened Glass



On Toughened Glass
& Forged Brass Burner



Dario Plus 4B

FEATURES:

- Forged Brass Burner
- Toughened Glass with Mirror Line Border
- Black Channel Body
- Metallic Knob
- Cast Iron Finish Pan Support
- Premium Leg Design
- Angular Frame
- Also Available in Auto Ignition

TECHNICAL SPECIFICATIONS:

- Size (mm): 635x570x135
- 8mm Toughened Glass



On Toughened Glass & Forged Brass Burner



Dario Plus 3B

FEATURES:

- Forged Brass Burner
- Toughened Glass with Mirror Line Border
- Black Channel Body
- Metallic Knob
- Cast Iron Finish Pan Support
- Premium Leg Design
- Angular Frame
- Also Available in Auto Ignition

TECHNICAL SPECIFICATIONS:

- Size (mm): 770x445x135
- 8mm Toughened Glass



On Toughened Glass & Forged Brass Burner



Dario 4B

FEATURES:

- Toughened Glass with Mirror Line Border
- Forged Brass Burners
- Titanium Finish Body
- Premium Leg Finish
- Elegant Metallic Knob
- Sturdy Pan Support
- Matt Finish SS Drip Tray
- Also Available in Auto Ignition

TECHNICAL SPECIFICATIONS:

- Size (mm): 635x550x127
- 8mm Toughened Glass



On Toughened Glass & Forged Brass Burner



Dario 3B

FEATURES:

- Toughened Glass with Mirror Line Border
- Forged Brass Burners
- Titanium Finish Body
- Premium Leg Finish
- Elegant Metallic Knob
- Sturdy Pan Support
- Matt Finish SS Drip Tray
- Also Available in Auto Ignition

TECHNICAL SPECIFICATIONS:

- Size (mm): 770x428x127
- 8mm Toughened Glass



On Toughened Glass & Forged Brass Burner

Arsenio Plus 4B

FEATURES:

- Forged Brass Burners
- Black Body Finish
- Sturdy Pan Support
- Matt Finish Drip Tray
- Sleek Body Design
- Also available with Auto Ignition

TECHNICAL SPECIFICATIONS:

- Size (mm): 700x505x103
- 6mm Toughened Glass



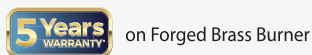
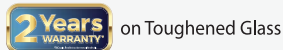
Arsenio 4B

FEATURES:

- Forged Brass Burners
- Black Body Finish
- Sturdy Pan Support
- Matt Finish Drip Tray
- Sleek Body Design
- Also available with Auto Ignition

TECHNICAL SPECIFICATIONS:

- Size (mm): 635x550x153
- 6mm Toughened Glass




Arsenio 3B

FEATURES:

- Forged Brass Burners
- Black Body Finish
- Sturdy Pan Support
- Matt Finish Drip Tray
- Sleek Body Design
- Also available with Auto Ignition

TECHNICAL SPECIFICATIONS:

- Size (mm): 770x433x130
- 6mm Toughened Glass



Arsenio 2B

FEATURES:

- Forged Brass Burners
- Black Body Finish
- Sturdy Pan Support
- Matt Finish Drip Tray
- Sleek Body Design
- Also available with Auto Ignition

TECHNICAL SPECIFICATIONS:

- Size (mm): 705x370x103
- 6mm Toughened Glass



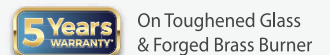
Emineo 4B

FEATURES:

- Cast Iron Pan Support
- Forged Brass Burner
- Metallic Knob
- Matt Black Finish O Ring
- Aluminium Beading
- Also available with Auto Ignition

TECHNICAL SPECIFICATIONS:

- Size (mm): 770x380x70
- 7mm Toughened Glass





Emineo 3B

FEATURES:

- Cast Iron Pan Support
- Forged Brass Burner
- Metallic Knob
- Matt Black Finish O Ring
- Aluminium Beading
- Also available with Auto Ignition

TECHNICAL SPECIFICATIONS:

- Size (mm): 773x385x133
- 7mm Toughened Glass



On Toughened Glass & Forged Brass Burner



Emineo 2B

FEATURES:

- Cast Iron Pan Support
- Forged Brass Burner
- Metallic Knob
- Matt Black Finish O Ring
- Aluminium Beading
- Also available with Auto Ignition

TECHNICAL SPECIFICATIONS:

- Size (mm): 702x365x133
- 7mm Toughened Glass



On Toughened Glass & Forged Brass Burner



Alverio 4B DPLX



Flame Guard Pan Support

FEATURES:

- Black Body Finish
- Sturdy Pan Support
- Black Drip Tray
- Sleek Body Design
- Dual Step Platform
- Also available with Auto Ignition

TECHNICAL SPECIFICATIONS:

- Size (mm): 635x560x153
- 8mm Toughened Glass



On Forged Brass Burner



Alverio 4B



Flame Guard Pan Support

FEATURES:

- Black Body Finish
- Sturdy Pan Support
- Black Drip Tray
- Sleek Body Design
- Also available with Auto Ignition

TECHNICAL SPECIFICATIONS:

- Size (mm): 635x550x153
- 8mm Toughened Glass



On Forged Brass Burner



Alverio 3B



Flame Guard Pan Support

FEATURES:

- Black Body Finish
- Sturdy Pan Support
- Black Drip Tray
- Sleek Body Design
- Also available with Auto Ignition

TECHNICAL SPECIFICATIONS:

- Size (mm): 770x433x130
- 8mm Toughened Glass



On Forged Brass Burner



Alverio 2B



Flame Guard Pan Support

FEATURES:

- Black Body Finish
- Sturdy Pan Support
- Black Drip Tray
- Sleek Body Design
- Also available with Auto Ignition

TECHNICAL SPECIFICATIONS:

- Size (mm): 700x415x130
- 8mm Toughened Glass



On Forged Brass Burner



Lorenzo RH White 4B

FEATURES:

- Matt Finish Drip Tray
- Cast Iron Pan Support
- Metallic Knobs
- Also Available With Auto Ignition

TECHNICAL SPECIFICATIONS:

- Size (mm): 690x480x70
- 8mm Toughened Glass



On Toughened Glass & Forged Brass Burner



Lorenzo White 4B

FEATURES:

- Matt Finish Drip Tray
- Cast Iron Pan Support
- Metallic Knobs
- Also Available With Auto Ignition

TECHNICAL SPECIFICATIONS:

- Size (mm): 690x480x70
- 8mm Toughened Glass



On Toughened Glass & Forged Brass Burner



Lorenzo White 3B

FEATURES:

- Matt Finish Drip Tray
- Cast Iron Pan Support
- Metallic Knobs
- Also Available With Auto Ignition

TECHNICAL SPECIFICATIONS:

- Size (mm): 770x380x70
- 8mm Toughened Glass



On Toughened Glass & Forged Brass Burner



Lorenzo RH 4B

FEATURES:

- Matt Finish Drip Tray
- Cast Iron Pan Support
- Metallic Knobs
- Also Available With Auto Ignition

TECHNICAL SPECIFICATIONS:

- Size (mm): 690x480x70
- 8mm Toughened Glass



On Forged Brass Burner



On Toughened Glass



Lorenzo 4B

FEATURES:

- Matt Finish Drip Tray
- Cast Iron Pan Support
- Metallic Knobs
- Also Available With Auto Ignition

TECHNICAL SPECIFICATIONS:

- Size (mm): 690x480x70
- 8mm Toughened Glass



On Forged Brass Burner



On Toughened Glass



Lorenzo 3B

FEATURES:

- Matt Finish Drip Tray
- Cast Iron Pan Support
- Metallic Knobs
- Also Available With Auto Ignition

TECHNICAL SPECIFICATIONS:

- Size (mm): 770x380x70
- 8mm Toughened Glass



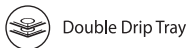
On Forged Brass Burner



On Toughened Glass



Armo Plus GL 4B



FEATURES:

- Sturdy Pan Support
- Powder Coated Body
- Highly Efficient Brass Burner
- Ergonomic Knob Design
- Also Available With Auto Ignition
- Also Available in Stainless Steel

TECHNICAL SPECIFICATIONS:

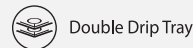
- Size (mm): 650x550x135
- Toughened Glass



On Toughened Glass



Armo Plus GL 3B



FEATURES:

- Sturdy Pan Support
- Powder Coated Body
- Highly Efficient Brass Burner
- Ergonomic Knob Design
- Also Available With Auto Ignition
- Also Available in Stainless Steel

TECHNICAL SPECIFICATIONS:

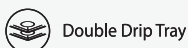
- Size (mm): 650x550x135
- Toughened Glass



On Toughened Glass



Armo Plus GL 2B



FEATURES:

- Sturdy Pan Support
- Powder Coated Body
- Highly Efficient Brass Burner
- Ergonomic Knob Design
- Also Available With Auto Ignition
- Also Available in Stainless Steel

TECHNICAL SPECIFICATIONS:

- Size (mm): 700x415x130
- Toughened Glass



On Toughened Glass



Flavio 4B

FEATURES:

- Sturdy Pan Support
- Stainless Steel Body
- Superior Quality
- Also available with Auto Ignition

TECHNICAL SPECIFICATIONS:

- Size (mm): 690x480x70
- Toughened Glass



On Toughened Glass

Neo Black 4B

FEATURES:

- Sturdy Pan Support
- Efficient Brass Burner
- Also available with Auto Ignition

TECHNICAL SPECIFICATIONS:

- Size (mm): 585x500x75
- Toughened Glass



Neo Black 3B

FEATURES:

- Sturdy Pan Support
- Efficient Brass Burner
- Also available with Auto Ignition

TECHNICAL SPECIFICATIONS:

- Size (mm): 690x360x75
- Toughened Glass



Neo Black 2B

FEATURES:


- Sturdy Pan Support
- Efficient Brass Burner
- Also available with Auto Ignition

TECHNICAL SPECIFICATIONS:

- Size (mm): 640x320x75
- Toughened Glass



Franco Plus 4B



Double Drip Tray

FEATURES:

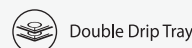
- Sturdy Pan Support
- Stainless Steel Body
- Superio Quality
- Also available with Auto Ignition

TECHNICAL SPECIFICATIONS:

- Size (mm): 770x380x70
- Toughened Glass



Franco Plus 3B



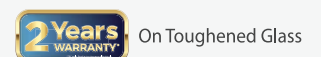
Double Drip Tray

FEATURES:

- Sturdy Pan Support
- Stainless Steel Body
- Superio Quality
- Also available with Auto Ignition

TECHNICAL SPECIFICATIONS:

- Size (mm): 640x510x70
- Toughened Glass





Brio Plus 4B

FEATURES:

- Powder Coated Body
- Sturdy Pan Support
- Highly Efficient Brass Burner

TECHNICAL SPECIFICATIONS:

- Size (mm): 575x290x85
- Toughened Glass



On Toughened Glass

Brio Plus 3B

FEATURES:

- Powder Coated Body
- Sturdy Pan Support
- Highly Efficient Brass Burner

TECHNICAL SPECIFICATIONS:

- Size (mm): 690x320x85
- Toughened Glass



On Toughened Glass



Brio Plus 2B

FEATURES:

- Powder Coated Body
- Sturdy Pan Support
- Highly Efficient Brass Burner

TECHNICAL SPECIFICATIONS:

- Size (mm): 575x290x85
- Toughened Glass



On Toughened Glass



Benecio 4B

FEATURES:

- Sturdy Pan Support
- Efficient Brass Burner
- Also available with Auto Ignition

TECHNICAL SPECIFICATIONS:

- Size (mm): 690x360x75
- Toughened Glass



On Toughened Glass



Benecio 3B

FEATURES:

- Gloss Finish Drip Tray
- Sturdy Pan Support
- Efficient Brass Burner

TECHNICAL SPECIFICATIONS:

- Size (mm): 690x335x120
- Toughened Glass



On Toughened Glass



Benecio 2B

FEATURES:

- Gloss Finish Drip Tray
- Sturdy Pan Support
- Efficient Brass Burner

TECHNICAL SPECIFICATIONS:

- Size (mm): 575x305x120
- Toughened Glass



On Toughened Glass



Festo 4B



FEATURES:

- Efficient Brass Burner
- Bakelite Knob
- Deep Drawn Stainless Steel Body
- Rust Proof Die Cast Mixing Tube

TECHNICAL SPECIFICATIONS:

- Size (mm): 665x550x115



Festo 3B



FEATURES:

- Efficient Brass Burner
- Bakelite Knob
- Deep Drawn Stainless Steel Body
- Rust Proof Die Cast Mixing Tube

TECHNICAL SPECIFICATIONS:

- Size (mm): 733x405x115



Leo 3B



FEATURES:

- Efficient Brass Burner
- Bakelite Knob
- Deep Drawn Stainless Steel Body
- Rust Proof Die Cast Mixing Tube

TECHNICAL SPECIFICATIONS:

- Size (mm): 765x390x135



Tino Plus 2B



FEATURES:

- Efficient Brass Burner
- Bakelite Knob
- Deep Drawn Stainless Steel Body
- Rust Proof Die Cast Mixing Tube

TECHNICAL SPECIFICATIONS:

- Size (mm): 765x390x135

Induction

Works pretty quick. Lasts pretty long.





Pluto



TIMER

FEATURES:

- Auto Shut-off
- 5 Cooking Functions
- Soft Touch Control
- Powerful and Efficient
- Digital Display

TECHNICAL SPECIFICATIONS:

- Size (mm): 370x280x70
- Wattage: 1600 W
- Temperature: 60-280°C
- Heating Plate: Polished Crystal



Aveo



TIMER

FEATURES:

- Auto Shut-off
- 7 Cooking Functions
- Push Button
- Powerful and Efficient
- Digital Display

TECHNICAL SPECIFICATIONS:

- Size (mm): 350x280x60
- Wattage: 1400 W
- Temperature: 80-270°C
- Heating Plate: Unpolished Crystal



Dino



TIMER

FEATURES:

- Auto Shut-off
- 7 Cooking Functions
- Push Button
- Powerful and Efficient
- Digital Display

TECHNICAL SPECIFICATIONS:

- Size (mm): 350x280x60
- Wattage: 1400 W
- Temperature: 80-270°C
- Heating Plate: Unpolished Crystal



Ciro



TIMER

FEATURES:

- Auto Shut-off
- 7 Cooking Functions
- Push Button
- Powerful and Efficient
- Digital Display

TECHNICAL SPECIFICATIONS:

- Size (mm): 350x290x60
- Wattage: 1400 W
- Temperature: 60-280°C
- Heating Plate: Polished Crystal

Water Purifier

Copper + Tech to deliver pure water.



Achelous Premium iPro

RO + UV + Mineral Fortification



FEATURES:

- 6 Stage Purification
- Mineral Fortification
- Dual Hot Mode for Hot & Luke-warm Water
- 100% RO+UV Purified
- 8 Litres Tank + Intelligent sensor controlled 2 Ltrs Auto-fill Jug
- Smart LED Indicators
- Touch Display
- 2 Water Faucets
- High Purification rate up to 18 l/hr
- Wall Mount & Table Top



Achelous Premium Pro

RO + UV + Mineral Fortification

FEATURES:

- 6 Stage Purification
- Mineral Fortification
- Advance Copper+ Technology
- Smart LED Indicators
- 100% RO+UV Purified
- 7L tank + 2L Auto-fill Jug Storage Capacity
- 2 Water Faucets
- High Purification rate up to 18 l/hr
- Wall Mount & Table Top



Americus

RO + UV Hot

FEATURES:

- 6 Stage Purification
- Mineral Fortification
- Dual Hot Mode for Hot & Lukewarm Water
- Advance Alert Indications
- Child lock for Hot Water Dispenser
- Approx. 7L (Ambient) + 0.8L (Hot) Storage Capacity
- 2 Water Faucets
- High Purification rate up to 18 l/hr
- Wall Mount & Table Top



Americus

UV + UF Hot

FEATURES:

- 4 Stage Purification
- Dual Hot Mode for Hot & Lukewarm Water
- Advance Alert Indications
- Child lock for Hot Water Dispenser
- Approx. 7L (Ambient) + 0.8L (Hot) Storage Capacity
- 2 Water Faucets
- High Purification rate up to 60 l/hr
- Wall Mount & Table Top



Adalius

RO+UV+UF+pH+TDS Balancer

FEATURES:

- 7 Stage Purification
- Advance Copper+ Technology
- pH Booster
- Smart LED Indicators
- Large 9L Storage Capacity
- Purification rate up to 15 l/hr
- Wall Mount



Kaara

RO+UV+UF+TDS Balancer

FEATURES:

- 6 Stage Purification
- Advance Copper+ Technology
- Detachable Drip Tray
- Smart LED Indicators
- Large 7L Storage Capacity
- Purification rate up to 15 l/hr
- Wall Mount & Table Top



Caspian

RO + UV

FEATURES:

- 5 Stage Purification
- Advance Copper+ Technology
- 100% RO+UV
- Smart LED Indicators
- Large 7L Storage Capacity
- Purification rate up to 12 l/hr
- Wall Mount & Table Top



Floreo

RO + Copper⁺

FEATURES:

- 5 Stage Purification
- Advance Copper+ Technology
- Smart LED Indicators
- Compact & Sleek Design
- Large 7L Storage Capacity
- Purification rate up to 12 l/hr
- Wall Mount



Alpheus

RO + Mineral

FEATURES:

- 5 Stage Purification
- Mineral Fortification
- 100% RO Purified Water
- Smart LED Indicators
- Large 7L Storage Capacity
- Purification rate up to 12 l/hr
- Wall Mount



Alpheus

UV + UF

FEATURES:

- 4 Stage Purification
- Stainless Steel UV
- Advanced Alert System
- Error Indicator
- Large 7L Storage Capacity
- Purification rate up to 60 l/hr
- Wall Mount



Eldoris

UV + UF

FEATURES:

- 5 Stage Purification
- Advance Copper+Technology
- Detachable Drip Tray
- Smart LED Indicators
- Large 7L Storage Capacity
- Purification rate up to 60 l/hr
- Wall Mount & Table Top



Evinos Plus

UV

FEATURES:

- 3 Stage Purification
- Stainless Steel UV
- Advanced Alert System
- Large 7L Storage Capacity
- Purification rate up to 2 l/min*
- Wall Mount



Obelius UTS

RO + UV + pH + TDS Balancer

FEATURES:

- 7 Stage Purification
- pH Booster
- Advance Copper+Technology
- Smart LED Indicators
- Large 8L Storage Capacity
- Purification rate up to 15 l/hr
- Under the Counter/Wall Mount

Food Sanitizer

Our version of eat clean: Ozone purification of food.



Livio



**KILLS BACTERIA
AND GERMS**



**REMOVES PESTICIDES
& FERTILIZERS**

FEATURES:

- Ozone Purification Technology
- 5 Preset Functions
- 12L Capacity
- Ozone Generation 250 mg/hr



Activio



**KILLS BACTERIA
AND GERMS**



**REMOVES PESTICIDES
& FERTILIZERS**

FEATURES:

- Ozone Purification Technology
- 3 Preset Functions
- 10L Capacity
- Ozone Generation 200 mg/hr



Food Waste Disposer

Never deal with a clogged sink again.



Deluxe 0.75 HP

FEATURES:

- Power: 0.75HP
- Noise Level: 50-60 dB(A)
- 2600 RPM
- Wattage: 530W
- Corrosion-Proof Grinding Chamber



Standard 0.50 HP

FEATURES:

- Power: 0.50HP
- Noise Level: 50-60 dB(A)
- 2600 RPM
- Wattage: 360W
- Corrosion-Proof Grinding Chamber



COOKER HOODS TECHNICAL SPECIFICATIONS*

Model Name	Cat Code	Size (in cm)	Max. Suction (in m ³ /hr)	Filter	Control	Speed	Motor Power (in W)	Blower
IoT								
Optimus iPro	C100243	60	1400	Filterless	Touch	4	220	Metallic
Optimus iPro	C100225	90						
Island								
Natalia	C100445	90	1800	Filterless	DST	9	240	Metallic
Onyx	C100320	90	1450	Baffle Filter	DST	3	200	Metallic
Cravia Neo	C100326	90	1350	Baffle Filter	DST	3	200	Metallic
Celia Plus DX 90	C100349	90	1250	Baffle Filter	PB	3	200	Metallic
MaxX Silence								
Florence	C100335	60	1550	Filterless	Touch	9	150	Metallic
Florence	C100336	75						
Florence	C100337	90						
Optimus Black	C100263	60	1400	Filterless	Touch	4	145/160	Metallic
Optimus Black	C100264	90						
Alicia HMS	C100344	60	1350	Double SS Filter	Touch	4	160	Metallic
Alicia HMS	C100345	75						
Alicia HMS	C100346	90						
Theo Plus	C100340	60	1400	Filterless	Touch	4	145/160	Metallic
Theo Plus	C100341	90						
Zinnia	C100270	60	1350	Filterless	Touch	4	170	Metallic
Zinnia	C100309	75						
Zinnia	C100271	90						
MaxX Autoclean								
Titania	C100226	60	1400	Filterless	Touch	3	220	Metallic
Titania	C100227	75						
Titania	C100228	90						
Octavia	C100258	60	1350	Filterless	Touch	3	220	Metallic
Octavia	C100259	75						
Octavia	C100260	90						
Revio MAC	C100261	60	1500	Filterless	Touch	3	170	Metallic
Revio MAC	C100262	90						
BLDC Motor								
Ophelia	C100438	90	1600	Filterless	Touch	9	190	Metallic
Florence	C100335	60	1550	Filterless	Touch	9	150	Metallic
Florence	C100336	75						
Florence	C100337	90						
Serena Plus	C100338	60	1550	Filterless	Touch	11	190	Metallic
Serena Plus	C100342	75						
Serena Plus	C100339	90						
Galaxia Neo	C100473	60	1450	Filterless	Touch	9	140	Metallic
Galaxia Neo	C100474	75						
Galaxia Neo	C100475	90						
Autoclean								
Essence	C100222	60	1350	Filterless	Touch	3	190	Metallic
Essence	C100223	75						
Essence	C100224	90						
Lexia Plus	C100459	60	1550	Filterless	Touch	4	400	Metallic
Lexia Plus	C100460	75						
Lexia Plus	C100461	90						
Maple Blk	C100380	60	1350	Filterless	Touch	3	190	Metallic
Maple Blk	C100381	75						
Maple Blk	C100382	90						
Delecia	C100411	60	1350	Filterless	Touch	3	220	Metallic
Delecia	C100412	75						
Delecia	C100413	90						
Letizia	C100448	60	1450	Filterless	Touch	3	220	Metallic
Letizia	C100467	90						
Aldina	C100468	60						
Aldina	C100469	75	1350	Filterless	Touch	3	200	Metallic
Aldina	C100470	90						
Adalio	C100387	60	1550	Conical BF	Touch	3	208	Metallic
Adalio	C100388	75						
Adalio	C100389	90						
Rubella Neo	C100045	60	1300	Conical Filter	Touch	3	190	Metallic
Rubella Neo	C100044	90						
Alicia Neo	C100450	60	1350	Double SS Filter	Touch	3	210	Metallic
Alicia Neo	C100451	75						
Alicia Neo	C100452	90						
Darcia	C100347	60	1200	Filterless	Touch	3	170	Metallic
Darcia	C100417	75						
Darcia	C100348	90						
Venice	C100257	60	1200	Filterless	Touch	3	180	Metallic
Revio Plus	C100212	60	1400	Baffle Filter	Touch	3	150	Metallic
Revio Plus	C100213	90						
Cleo Plus	C100234	60	1400	Baffle Filter	Touch	3	150	Metallic
Cleo Plus	C100235	90						
Advencio	C100374	60	1300	4D Filter	Touch	3	160	Metallic
Advencio	C100375	90						
Celesia	C100370	60	1300	Filterless	Touch	3	160	Metallic
Celesia	C100371	90						

Model Name	Cat Code	Size (in cm)	Max. Suction (in m ³ /hr)	Filter	Control	Speed	Motor Power (in W)	Blower
Oasis	C100249	60	1350	Filterless	Touch	3	140	Metallic
Oasis	C100250	90						
Chromia	C100314	60	1200	Filterless	Touch	3	195	Metallic
Chromia	C100418	75						
Chromia	C100315	90						
Divina	C100422	60	1200	Filterless	Touch	3	170	Metallic
Zelda	C100439	60	1100	Baffle filter	PB	3	150	Metallic
Claudia	C100384	60	1200	Baffle Filter	PB	3	150	Metallic
Claudia	C10385	90						
Decorative								
Melisa Plus	C100353	60	1200	Baffle filter	Touch	3	220	Plastic
Delfina Plus	C100164	60	1200	Baffle Filter	PB	3	220	Metallic
Delfina Plus	C100165	90						
Kylis Neo	C100182	60	1100	Baffle Filter	PB	3	145	Plastic
Fabio	C100274	60	1100	Baffle Filter	PB	3	150	Plastic
Livia	C100277	60	1100	Baffle Filter	PB	3	220	Plastic
Jupiter Neo	C100289	60	1200	Baffle Filter	PB	3	203	Plastic
Myra	C100316	60	1000	Baffle Filter	PB	3	170	Plastic
Clara Neo Blk IN	C100351	60	750	Cassette Filter	PB	3	60	Plastic
Straight-Line								
Cordelia	C100449	60	1500	Filterless	Touch	3	200	Metallic
Cordelia	C100366	75						
Scarlet	C100232	60	1250	Filterless	Touch	3	200	Metallic
Scarlet	C100233	71						
Arcelia	C100354	60	1000	Filterless	PB	3	2x80	Plastic
Verita PC BF 2M	C100172	60	750	Baffle Filter	PB	3	2x80	Plastic
Verita SS BF 2M	C100171	60	750	Baffle Filter	PB	3	2x80	Plastic

BUILT-IN HOBS TECHNICAL SPECIFICATIONS*

Model Name	Cat Code	Toughened Glass (in mm)	No. Of Burners	Triple Ring	Mini Triple Ring	Rapid	Semi Rapid	Auxiliary	Auto Ignition	FFD	Product Size (WxDxH) in mm	Built-in Size (W1XD1) in mm
Flame Failure Device												
Camelia 5B 86 CM	H100056	8	5	1	1	-	3	-	Yes	Yes	865x520x130	820x475
Adonia 4B 80 CM	H100057	8	4	1	1	-	2	-	Yes	Yes	800x520x130	685x475
Angela 4B 76 CM	H100058	8	4	1	1	-	2	-	Yes	Yes	760x520x130	685x475
Valeria 4B 90CM	H100077	8	4	1	1	-	2	-	Yes	Yes	900x520x130	820x475
Erica 4B 60 CM	H100059	8	4	1	1	-	2	-	Yes	Yes	600x520x130	555x475
Siena 3B 78 CM	H100060	8	3	1	1	-	1	-	Yes	Yes	780x450x130	685x400
Cassia 3B 60 CM	H100076	8	3	1	1	-	1	-	Yes	Yes	600x520x130	555x475
MaxX Safe Technology												
Tulip 5B 90CM	H100061	8	5	1	-	1	3	-	Yes	No	900x525x125	825x475
Tulip 4B 80CM	H100062	8	4	1	-	1	2	-	Yes	No	800x525x142	705x475
Tulip RH 4B 78CM	H100063	8	4	1	-	1	2	-	Yes	No	780x525x125	685x475
Tulip 4B 65CM	H100064	8	4	1	-	1	2	-	Yes	No	650x525x125	555x475
Tulip 3B 78CM	H100065	8	3	1	-	1	1	-	Yes	No	780x450x125	685x405
Tulip 3B 65CM	H100066	8	3	1	-	1	1	-	Yes	No	650x525x125	555x475
Designer												
Aster 5B 86 CM	H100081	8	5	1	1	-	3	-	Yes	No	865x520x138	820x475
Aster 4B 90 CM	H100082	8	4	1	1	-	2	-	Yes	No	900x520x138	820x475
Aster 4B 80 CM	H100083	8	4	1	1	-	2	-	Yes	No	800x520x138	685x475
Aster 4B 76 CM	H100084	8	4	1	1	-	2	-	Yes	No	760x520x138	685x475
Aster 4B 60 CM	H100085	8	4	1	1	-	2	-	Yes	No	600x520x138	555x475
Aster 3B 78 CM	H100086	8	3	1	1	-	1	-	Yes	No	780x450x138	685x400
Aster 3B 60 CM	H100087	8	3	1	1	-	1	-	Yes	No	600x520x138	555x475
Hazel 5B 86 CM	H100109	8	5	1	1	-	3	-	Yes	No	860x520x135	825x475
Hazel 4B 86 CM	H100108	8	4	-	2	-	2	-	Yes	No	860x520x135	825x475
Hazel 4B 75 CM	H100107	8	4	-	2	-	2	-	Yes	No	750x520x135	685x475
Hazel 4B 60 CM	H100106	8	4	-	2	-	2	-	Yes	No	600x520x135	555x475
Hazel 3B 75 CM	H100105	8	3	-	2	-	1	-	Yes	No	750x450x135	685x405
Hazel 3B 60 CM	H100104	8	3	-	1	-	2	-	Yes	No	600x520x135	555x475
Hazel 2B HZ CM	H100110	8	2	1	-	-	1	-	Yes	No	750x450x135	685x405
Hazel 2B VT CM	H100111	8	2	1	-	-	1	-	Yes	No	300x520x135	255x475
Laura White 4B 76 CM	H100050	8	4	1	1	1	1	-	Yes	No	760x520x130	685x475
Bravia White 4B 80 CM	H100048	8	4	1	1	-	2	-	Yes	No	800x520x130	685x475
Elisa White 3B 78 CM	H100049	8	3	1	1	-	1	-	Yes	No	780x450x130	685x400
Diva Plus 5B 87 CM	H100038	8	5	1	1	-	3	-	Yes	No	865x520x130	820x475
Andrea 4B 90 CM	H100043	8	4	1	1	-	2	-	Yes	No	900x520x130	820x475
Laura 4B 76 CM	H100047	8	4	1	1	1	1	-	Yes	No	760x520x130	685x475
Laura 4B 90 CM	H100044	8	4	1	1	1	1	-	Yes	No	900x520x130	820x475
Bravia Plus 4B 80 CM	H100039	8	4	1	1	-	2	-	Yes	No	800x520x130	685x475
Flora Plus 4B 60 CM	H100041	8	4	1	1	-	2	-	Yes	No	600x520x130	555x475
Arena 3B 78 CM	H100045	8	3	-	2	-	1	-	Yes	No	780x450x130	685x400
Elisa Plus 3B 78 CM	H100045	8	3	1	1	-	1	-	Yes	No	780x450x130	685x400
Gloria Plus 3B 60 CM	H100042	8	3	1	1	-	1	-	Yes	No	600x520x130	555x475
Verona Plus 4B 80 CM	H100054	8	4	-	2	1	1	-	Yes	No	800x520x130	685x475
Amelia Plus 4B 76 CM	H100055	8	4	-	2	1	1	-	Yes	No	760x520x130	685x475
Sara Plus 4B 60 CM	H100053	8	4	-	2	-	2	-	Yes	No	600x520x130	555x475
Ella Plus 3B 75 CM	H100052	8	3	-	2	1	-	-	Yes	No	750x450x130	685x400
Nora Plus 3B 60 CM	H100051	8	3	-	2	-	1	-	Yes	No	600x520x130	555x475
Athena 4B 60 cm	H100046	-	4	1	1	-	1	1	Yes	No	580x510x130	560x475
Sleek Top												
Rosia 4B 76 CM	H100073	6	4	-	1	1	2	-	Yes	No	760x450x28	-
Rosia 3B 76 CM	H100074	6	3	-	1	1	1	-	Yes	No	760x450x28	-
Rosia 3B 60 CM	H100072	6	3	-	1	1	1	-	Yes	No	600x520x28	-
Rosia 4B 65 CM	H100075	6	4	-	1	1	2	-	Yes	No	650x520x28	-

BUILT-IN OVENS TECHNICAL SPECIFICATIONS*

Model Name	Cat Code	Capacity (in Litres)	Function	Control	Convection	Grill	Combination	Rotisserie	Product Size (WxDxH)	Built-in Size (WxDxH) in mm
Orcus	BO10019	80	12	Touch	Yes	Yes	Yes	Yes	595x575x595	565x585x598
Magnus	BO10021	72	13	Mechanical + Touch	Yes	Yes	Yes	Yes	595x566x595	560x550x590
Helios White	BO10014	67	11	Touch	Yes	Yes	Yes	Yes	595x546x595	560x550x589
Helios Black	BO10011	67	11	Touch	Yes	Yes	Yes	Yes	595x546x595	560x550x589
Platinum Plus	BO10012	67	8	Mechanical + Touch	Yes	Yes	Yes	Yes	595x546x595	560x550x589
Orion	BO10020	70	8	Mechanical	Yes	Yes	Yes	Yes	595x575x595	560x570x600
Elegance	BO10022	70	5	Mechanical	Yes	Yes	Yes	No	595x575x595	560x570x600
Royal Classic	BO10016	67	8	Mechanical	Yes	Yes	Yes	Yes	595x546x595	560x550x589
Dignus	BO10023	70	5	Mechanical	Yes	Yes	Yes	No	595x575x595	560x570x600
Eldora	BO10018	67	5	Mechanical	Yes	Yes	Yes	No	595x546x595	560x550x589

BUILT-IN MICROWAVES TECHNICAL SPECIFICATIONS*

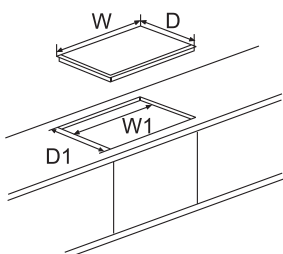
Model Name	Cat Code	Capacity (in Litres)	Power Setting	Microwave Power (in W)	Grill (in W)	Convection (in W)	Combination	Control	Product Size (WxDxH) in mm	Built-in Size (WxDxH) in mm
Marvello White	MW000005	31	5	900	1200	1350	Yes	Touch	592x530x390	566x550x370
Marvello Black	MW000004	31	5	900	1200	1350	Yes	Touch	592x530x390	566x550x370
Carlo	MW000002	31	5	900	1200	1350	Yes	PB	592x530x390	566x550x370
Savio	MW000003	27	5	900	1200	1350	Yes	Touch	592x455x390	566x550x370
Loreto	MW000007	25	5	900	1000	NA	Yes	PB	595x370x390	560x410x365
Spiro	MW000006	22	5	800	1000	NA	Yes	PB	595x370x390	560x350x365

DISHWASHERS TECHNICAL SPECIFICATIONS*

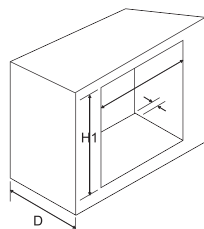
Model Name	Cat Code	Plate Settings	Function	Control	Product Size (WxDxH) in mm	Built-in Size (WxDxH) in mm
Calico	DW100005	14	8	Soft Touch	598x600x845	NA
Marcelo	DW100003	12	6	PB	598x600x845	NA
Polaris	DW100005	8	6	PB	550x500x590	NA
Italo	DW100008	12	4	PB	598x600x845	NA
Fredo	DW100006	12	7	PB	598x550x815	600x560x820
Emilio	DW100004	12	7	PB	598x570x815	600x580x820

WATER PURIFIERS TECHNICAL SPECIFICATIONS*

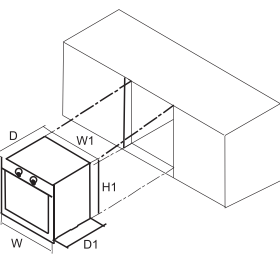
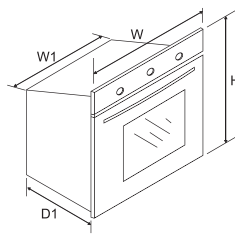
Model Name	Cat Code	Color	Water Tank Capacity	Production Capacity per hour	Purification Stages	Product Size (WxDxH) in mmt
Achelous Premium iPro	WR-19093UNN	Black	8L + 2L	18L	6 Stages	368x288x448
Achelous Premium Pro	WR-19092UNN	Black	7L + 2L	18L	6 Stages	368x252x448
Americus RO+UV Hot	WU-22075UFH	Black	7L + 0.8L	18L	6 Stages	368x288x448
Americus UV+UF Hot	WU-22076UNH	Black	7L + 0.8L	60L	4 Stages	368x288x448
Adalius	WR-20091UFT	White/Black	9L	15L	7 Stages	390x210x505
Kaara	WR-19073UFT	White & Blue	7L	15L	6 Stages	388x278x512
Caspian	WR-20073UNN	White	7L	12L	5 Stages	390x236x500
Floreo	WR-21071NNN	White	7L	12L	5 Stages	370x187x473
Alpheus RO+Mineral	WR-17071NNN	Black	7L	12L	5 Stages	370x187x473
Alpheus UV+UF	WR-17071UFN	Black	7L	60L	4 Stages	370x187x473
Eldoris	WU-20075UFN	White/Black	7L	60L	5 Stages	388x278x512
Evinos Plus	WU-18002UNN	Black	7L	2L/min*	3 Stages	270x247x419
Obelius UTS	WR-21081UNT	White	8L	15L	7 Stages	370x245x460



BUILT-IN HOBS



BUILT-IN OVENS



BUILT-IN MICROWAVE OVENS

MS : MOTION SENSOR, FL : FILTERLESS, CBF : CONICAL BAFFLE FILTER, BF : BAFFLE FILTER, SS : STAINLESS STEEL, DLSS : DOUBLE LAYER STAINLESS STEEL, DST : DOUBLE SIDE TOUCH, PB : PUSH BUTTON

*Disclaimer: Due to continuous technological upgradation, Hindware Home Innovation Limited reserves every right to change the specifications/brief description/pictorial representation, without prior notice. This document is generated only for information purpose. All airflow/suction and sound emitted mentioned are as per ideal test conditions. This may change depending on size of kitchen and other factors like environment, ambient noise, operating voltage, accessories used, etc ^For more details visit hindwareappliances.com #Hindware Smart Appliances defines life of the product as 10 Years and Lifetime warranty is applicable on selected models and only applicable on Motor.

HINDWARE HOME INNOVATION LIMITED :

68, Echelon Institutional Area, Sector-32, Gurugram, Haryana 122 001, India.

☎ 0124-2889300 | 🌐 www.hindwareappliances.com

Follow us on : [🐦](#) | [📺](#) | [📷](#) | [📘](#) / hindwareappliances